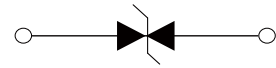


FEATURES

- | Low profile package
- | Ideal for automated placement
- | 400 Watt peak pulse power capability with a 10/1000µs waveform
- | For surface mounted applications to optimize board space
- | Excellent clamping capability
- | Very fast response time
- | Low incremental surge resistance



SOD-123FL



Schematic Symbol

APPLICATIONS

- | Power supply protection
- | Automotive application
- | Industrial application
- | Power management

APPROVALS

| | |
|-------------|------------------------------------|
| RoHS | Compliance with 2011/65/EU |
| HF | Compliance with IEC61249-2-21:2003 |

MAXIMUM RATINGS (T_A=25°C)

| Parameter | Symbol | Value | Unit |
|--|------------------|-------|-------|
| Peak Pulse Power Dissipation on 10/1000µs waveform (Note1) | P _{PPM} | 400 | Watts |
| Steady State Power Dissipation at T _L =75°C | P _D | 2.8 | Watts |

Notes : 1.Non-repetitive current pulse,T_A=25°C.

2.8.3ms single half sine-wave, or equivalent square wave, Duty cycle = 4 pulses per minutes maximum

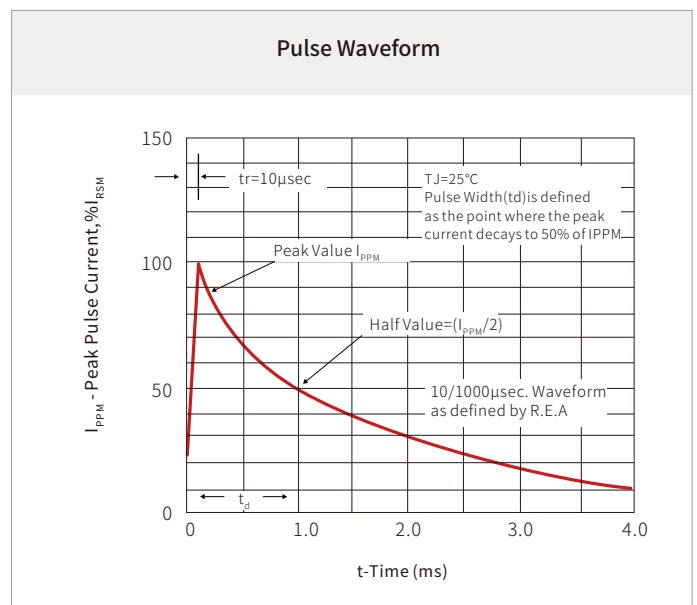
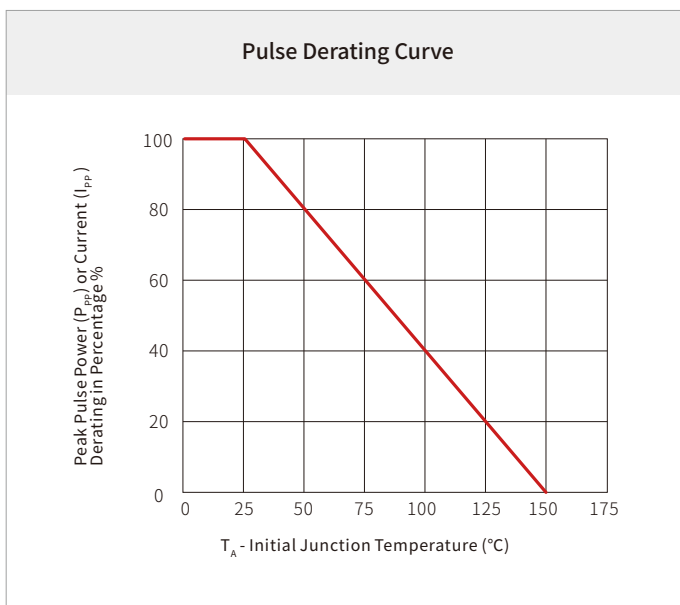
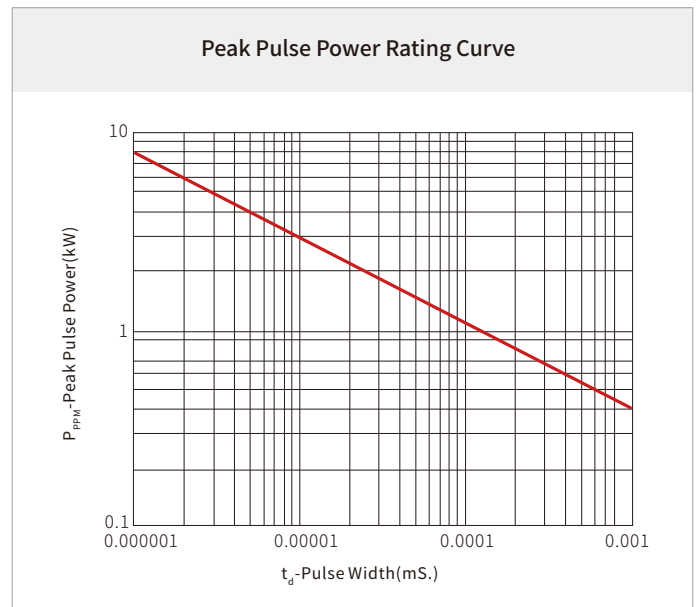
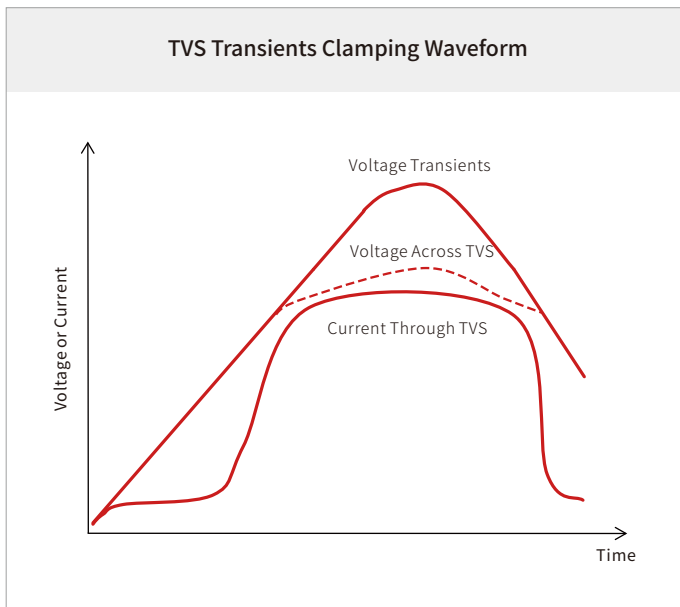
THERMAL CONSIDERATIONS

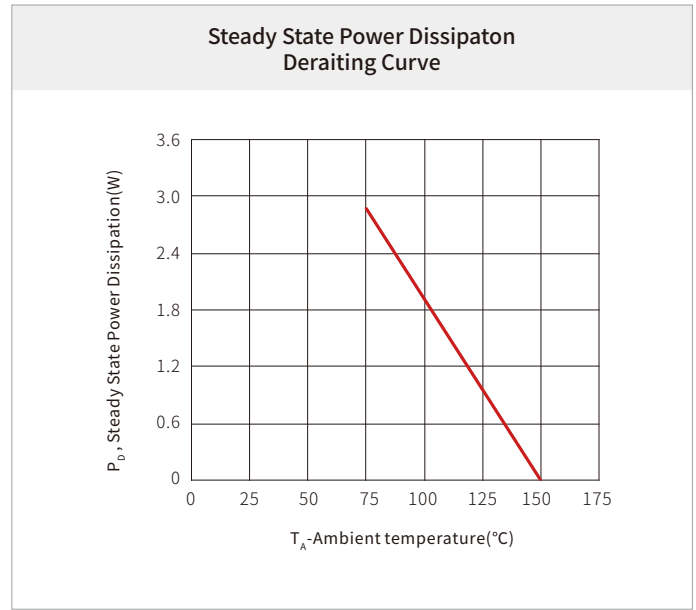
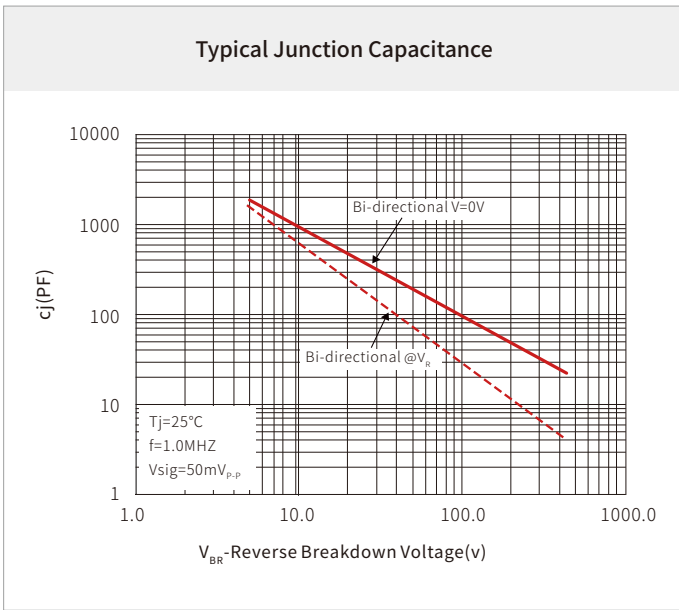
| Parameter | Symbol | Value | Unit |
|--|------------------|-------------|------|
| Operating junction Temperature | T _J | -55 to +150 | °C |
| Storage Temperature Range | T _S | -55 to +150 | °C |
| Junction to Ambient on Printed circuit | R _{θJA} | 220 | °C/W |

ELECTRICAL CHARACTERISTICS

| Part Number | Device Marking Code | Reverse Stand-off Voltage | Breakdown Voltage Min.@I _T | Breakdown Voltage Max.@I _T | Test Current | Maximum Clamping Voltage @I _{PP} | Maximum Peak Pulse Current | Maximum Reverse Leakage @V _{RWM} |
|-------------|---------------------|---------------------------|---------------------------------------|---------------------------------------|---------------------|---|----------------------------|---|
| | | V _{RWM} (V) | V _{BR} (V) | V _{BR} (V) | I _T (mA) | V _C (V) | I _{PP} (A) | I _R (uA) |
| SVF40B15 | XM | 15.0 | 16.7 | 18.5 | 1.0 | 24.4 | 16.4 | 1.0 |

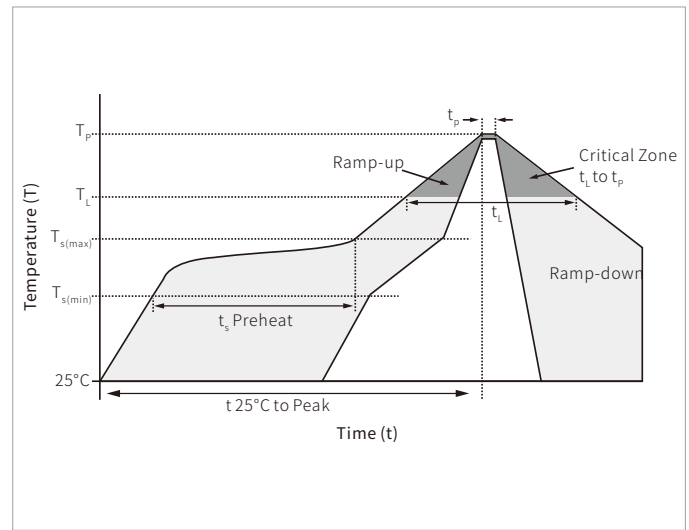
CHARACTERISTIC CURVES



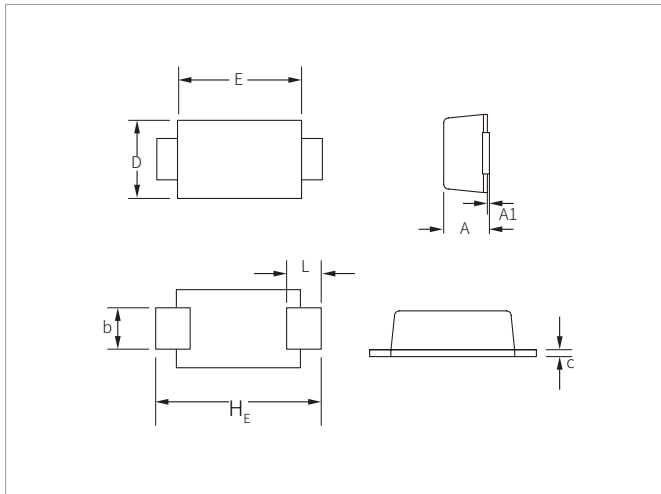


SOLDERING PARAMETERS

| Reflow Condition | | Lead-free assembly |
|---|-----------------------------------|--------------------------------------|
| Pre Heat | Temperature Max ($T_{s(\min)}$) | 150 $^\circ\text{C}$ |
| | Temperature Max ($T_{s(\max)}$) | 200 $^\circ\text{C}$ |
| | Time (min to max) (t_s) | 60 – 180 secs |
| Average ramp up rate (Liquidus Temp (T_L) to peak) | | 3 $^\circ\text{C}/\text{second}$ max |
| $T_{s(\max)}$ to T_L - Ramp-up Rate | | 3 $^\circ\text{C}/\text{second}$ max |
| Reflow | Temperature (T_L) (Liquidus) | 217 $^\circ\text{C}$ |
| | Time (min to max) (t_L) | 60 – 150 seconds |
| Peak Temperature (T_p) | | 260 $^\circ\text{C}$ |
| Time within 5 $^\circ\text{C}$ of actual peak Temperature (t_p) | | 20 – 40 seconds |
| Ramp-down Rate | | 6 $^\circ\text{C}/\text{second}$ max |
| Time 25 $^\circ\text{C}$ to peak Temperature (T_p) | | 8 minutes max. |
| Do not exceed | | 260 $^\circ\text{C}$ |

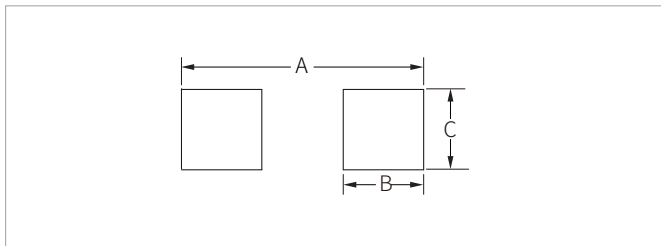


SOD-123FL PACKAGE INFORMATION



| Ref. | Millimeters | | Inches | |
|----------------|-------------|------|--------|-------|
| | Min. | Max. | Min. | Max. |
| A | 0.95 | 1.45 | 0.037 | 0.057 |
| A1 | 0.00 | 0.10 | 0.000 | 0.004 |
| b | 0.70 | 1.20 | 0.028 | 0.047 |
| c | 0.05 | 0.30 | 0.002 | 0.012 |
| D | 1.50 | 2.00 | 0.059 | 0.079 |
| E | 2.50 | 3.10 | 0.098 | 0.122 |
| L | 0.35 | 0.90 | 0.014 | 0.035 |
| H _E | 3.40 | 3.90 | 0.134 | 0.154 |

RECOMMENDED PAD LAYOUT DIMENSIONS



| Ref. | Millimeters | Inches |
|------|-------------|--------|
| A | 4.20 | 0.165 |
| B | 1.50 | 0.059 |
| C | 1.20 | 0.047 |

ORDERING INFORMATION

| Part Number | Component Package | QTY/Reel | Reel Size |
|-------------|-------------------|----------|-----------|
| SVF40B15 | SOD-123FL | 3000PCS | 7" |

Headquarters

No.3387 Shendu Road
Pujiang I&E Park
Minhang Shanghai China
201000

Hotline

400-021-5756

Web

<https://www.semiware.com>

Sales Center

Tel: 86-21-3463-7458
Email: sales18@semiware.com

Customer Service

Tel: 86-21-5484-1001
Email: sales17@semiware.com

Technical Support

Tel: 86-21-3463-7654
Email: fae01@semiware.com

Complaint & Suggestions

Tel: 86-21-3463-7172
Ext: 8868
Email: cs03@semiware.com

By QR Code

Website



Wechat

To find your local partner within Semiware' s global website: www.semiware.com

© 2022 Semiware Semiconductor Inc.

The content of this document has been carefully checked and understood. However, neither Semiware nor its subsidiaries assume any liability whatsoever for any errors or inaccuracies of this document and the consequences thereof. Published specifications are subject to change without notice. Product suitability for any area of application must ultimately be determined by the customer. In all cases, products must never be operated outside their published specifications. Semiware does not guarantee the availability of all published products. This disclaimer shall be governed by substantive Chinese law and resulting disputes shall be settled by the courts at the place of business of Semiware. Latest publications and a complete disclaimer can be downloaded from the Semiware website. All trademarks recognized.