

FEATURES

- | Ideal For Automated Placement
- | Glass Passivated Chip Junction
- | High Forward Surge Capability
- | Meets MSL Level1,per J-STD-020



SOD-123FL



Schematic Symbol

MECHANICAL DATA

- | Case Material: Molded Plastic. UL Flammability Classification Rating 94V-0
- | Moisture Sensitivity: Level 1 per J-STD-020
- | Polarity: Cathode line denotes the cathode end

APPROVALS

RoHS	Compliance with 2011/65/EU
HF	Compliance with IEC61249-2-21:2003

MAXIMUM RATINGS AND CHARACTERISTICS (T_A=25°C)

Parameter	Symbol	RS1000 FL	RS1001 FL	RS1002 FL	RS1004 FL	RS1006 FL	RS1008 FL	RS1010 FL	Unit
Marking		R1A	R1B	R1D	R1G	R1J	R1K	R1M	
Maximum Repetitive Peak Reverse Voltage	V _{RRM}	50	100	200	400	600	800	1000	V
Maximum RMS Voltage	V _{RMS}	35	70	140	280	420	560	700	
Maximum DC Blocking Voltage	V _{DC}	50	100	200	400	600	800	1000	
Maximum Average Forward Rectified Current	I _{F(AV)}	1							A
Surge Peak Forward Current,8.3ms Single Half Sine-Wave Superimposed On Rated Load Per Diode	I _{FSM}	30							
Maximum Forward Voltage @I _F =1A,T _J =25°C(Note1)	V _F	1.3							V
Maximum Reverse Current @Rated V _R	T _J =25°C	5							μA
	T _J =125°C	200							
Typical Thermal Resistance	R _{θJ-A}	105							°C/W
	R _{θJ-L}	32							
Typical Junction Capacitance (Note 3)	C _J	10							pF
Operating Junction Temperature Rang	T _J	-55 to +150							°C
Storage Temperature Rang	T _{STG}	-55 to +150							
Maximum Reverse Recovery Time (Note 2)	t _{rr}	150				250	500		ns

Note 1: Pulse test with PW=0.3mS

 Note 2: Reverse Recovery Test Conditions :I_F=0.5A,I_R=1.0A,I_{RR}=0.25A

Note 3: Measured at 1 MHz and Applied Reverse Voltage of 4.0V D.C

CHARACTERISTIC CURVES

Fig. 1- Typical Forward Characteristics

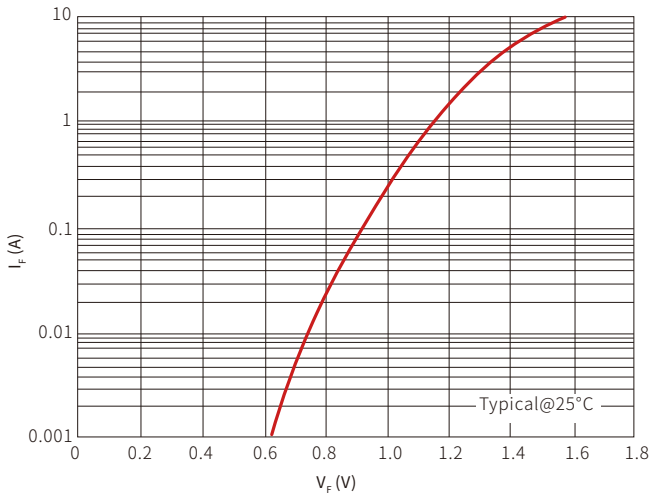


Fig. 2-Typical Junction Capacitance

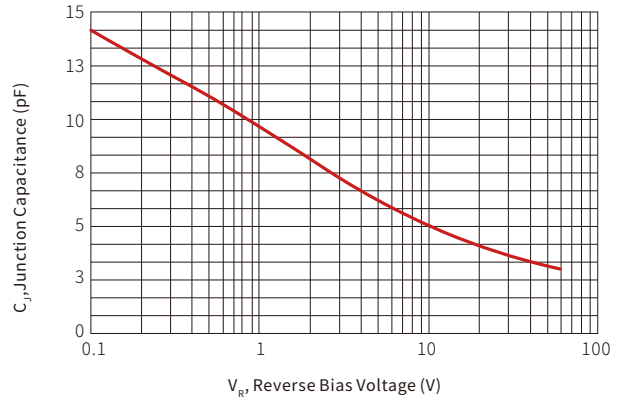


Fig. 3-Forward Surge Current Derating Curve

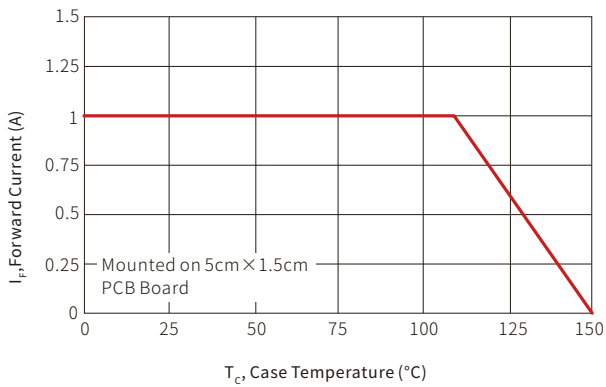


Fig. 4-Maximum Non-Repetitive Surge Current

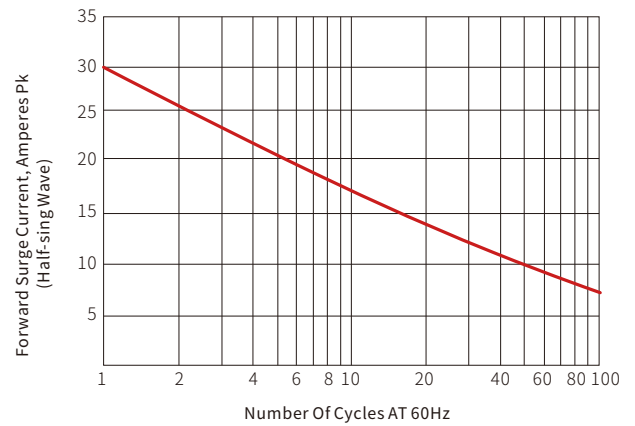
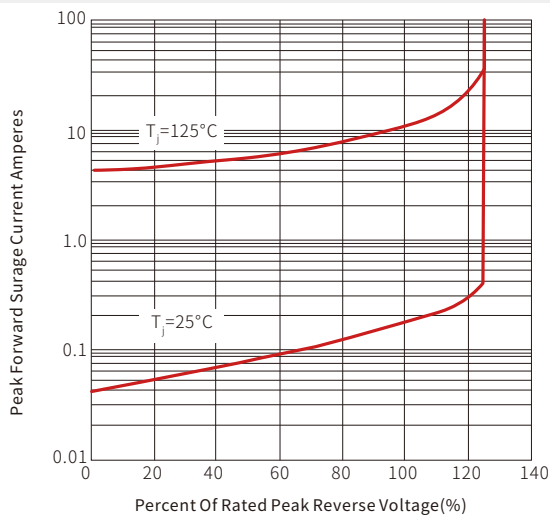
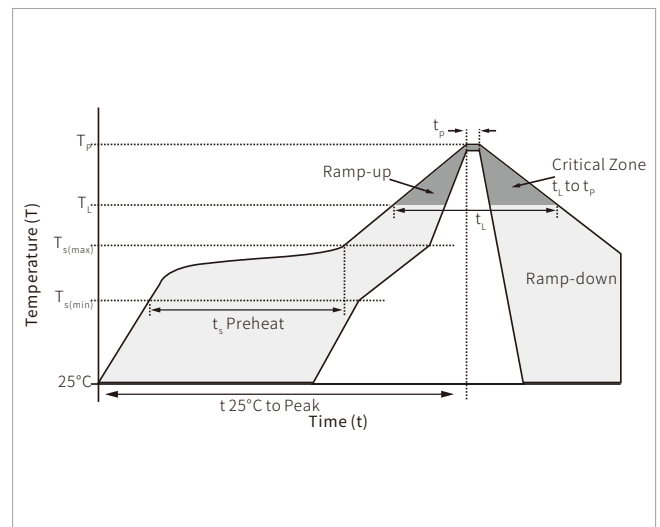


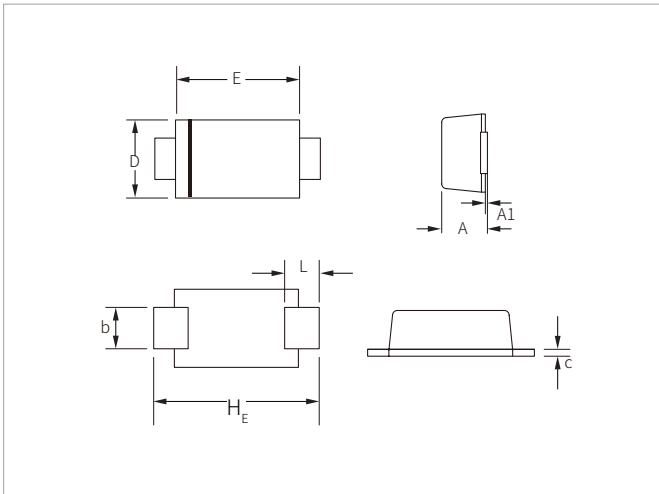
Fig. 5-Typical Reverse Leakage Characteristics


SOLDERING PARAMETERS

Reflow Condition		Lead-free assembly
Pre Heat	Temperature Max ($T_{s(min)}$)	150°C
	Temperature Max ($T_{s(max)}$)	200°C
	Time (min to max) (t_s)	60 – 180 secs
Average ramp up rate (Liquidus Temp (T_L) to peak)		3°C/second max
$T_{s(max)}$ to T_L - Ramp-up Rate		3°C/second max
Reflow	Temperature (T_L) (Liquidus)	217°C
	Time (min to max) (t_L)	60 – 150 seconds
Peak Temperature (T_p)		260°C
Time within 5°C of actual peak Temperature (t_p)		20 – 40 seconds
Ramp-down Rate		6°C/second max
Time 25°C to peak Temperature (T_p)		8 minutes max.
Do not exceed		260°C

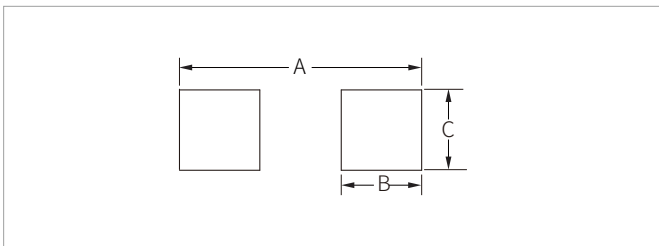


SOD-123FL PACKAGE INFORMATION



Ref.	Millimeters		Inches	
	Min.	Max.	Min.	Max.
A	0.95	1.45	0.037	0.057
A1	0.00	0.10	0.000	0.004
b	0.70	1.20	0.028	0.047
c	0.05	0.30	0.002	0.012
D	1.50	2.00	0.059	0.079
E	2.50	2.90	0.098	0.114
L	0.35	0.90	0.014	0.035
H _E	3.40	3.90	0.134	0.154

RECOMMENDED PAD LAYOUT DIMENSIONS



Ref.	Millimeters	Inches
A	4.20	0.165
B	1.50	0.059
C	1.20	0.047

ORDERING INFORMATION

Part Number	Component Package	QTY/Reel	Reel Size
RS1000-1010FL	SOD-123FL	3000PCS	7"
		10000PCS	13"

Headquarters

No.3387 Shendu Road
Pujiang I&E Park
Minhang Shanghai China
201000

Hotline

400-021-5756

Web

<https://www.semiware.com>

Sales Center

Tel: 86-21-3463-7458
Email: sales18@semiware.com

Customer Service


Tel: 86-21-5484-1001
Email: sales17@semiware.com

Technical Support

Tel: 86-21-3463-7654
Email: fae01@semiware.com

Complaint & Suggestions

Tel: 86-21-3463-7172
Ext: 8868
Email: cs03@semiware.com

By QR Code

Website



Wechat

To find your local partner within Semiware's global website: www.semiware.com

© 2022 Semiware Semiconductor Inc.

The content of this document has been carefully checked and understood. However, neither Semiware nor its subsidiaries assume any liability whatsoever for any errors or inaccuracies of this document and the consequences thereof. Published specifications are subject to change without notice. Product suitability for any area of application must ultimately be determined by the customer. In all cases, products must never be operated outside their published specifications. Semiware does not guarantee the availability of all published products. This disclaimer shall be governed by substantive Chinese law and resulting disputes shall be settled by the courts at the place of business of Semiware. Latest publications and a complete disclaimer can be downloaded from the Semiware website. All trademarks recognized.