
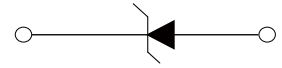


FEATURES

- | For surface mounted applications
- | Low profile package
- | Glass Passivated Chip Junction
- | Ideal for automated placement



SOD-123FL



Schematic Symbol

MECHANICAL DATA

- | Case: SOD-123FL
- | Terminals: Solderable per MIL-STD-750, Method 2026

APPROVALS

- | | |
|-------------|------------------------------------|
| RoHS | Compliance with 2011/65/EU |
| HF | Compliance with IEC61249-2-21:2003 |

MAXIMUM RATINGS AND CHARACTERISTICS (T_A=25°C)

Parameter	Symbol	1N4001W	1N4002W	1N4003W	1N4004W	1N4005W	1N4006W	1N4007W	Unit
Marking		A1	A2	A3	A4	A5	A6	A7	
Maximum Repetitive Peak Reverse Voltage	V _{RRM}	50	100	200	400	600	800	1000	
Maximum RMS Voltage	V _{RMS}	35	70	140	280	420	560	700	V
Maximum DC Blocking Voltage	V _{DC}	50	100	200	400	600	800	1000	
Maximum Average Forward Rectified Current at T _c = 125 °C	I _{F(AV)}	1							A
Peak Forward Surge Current 8.3 ms Single Half Sine Wave Superimposed on Rated Load	I _{FSM}	30							
Maximum Instantaneous Forward Voltage at 1 A	V _F	1.1							V
Maximum DC Reverse Current at Rated DC Blocking Voltage	T _a = 25°C	5							μA
	T _a = 125°C	50							
Typical Junction Capacitance ⁽¹⁾	C _J	8(TYP.)							pF
Typical Thermal Resistance ⁽²⁾	R _{θJA}	90							°C/W
Operating and Storage Temperature Range	T _J , T _{STG}	-55 to +150							°C

(1) Measured at 1 MHz and Applied Reverse Voltage Of 4V D.C

(2) P.C.B. Mounted With 2.0" X 2.0" (5 X 5 cm) Copper Pad Areas.

CHARACTERISTIC CURVES

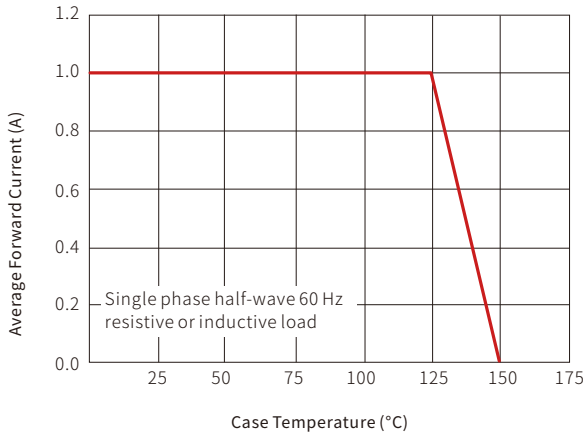
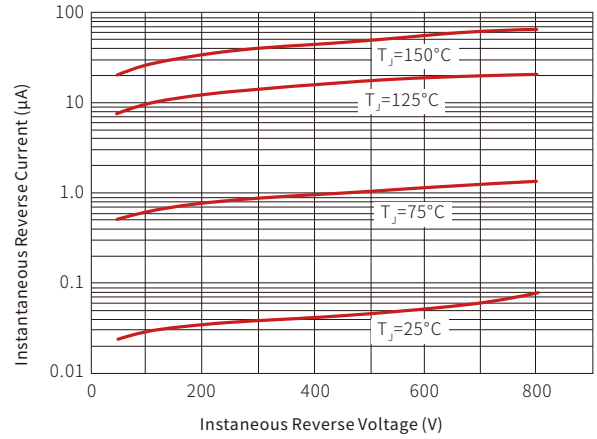
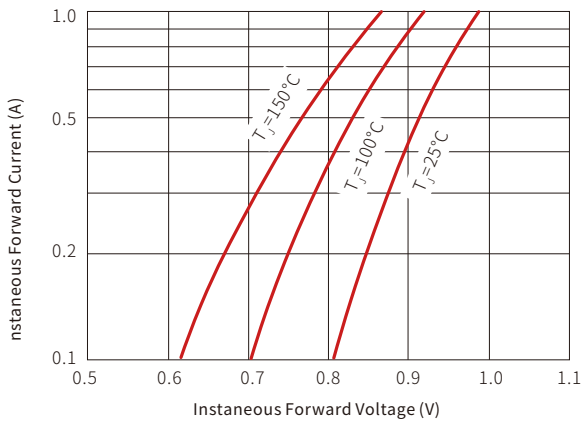
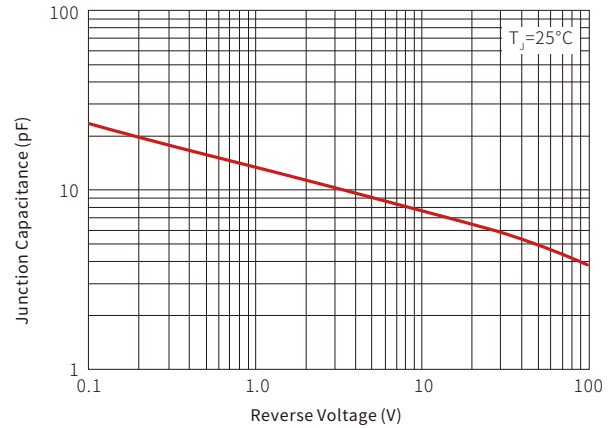
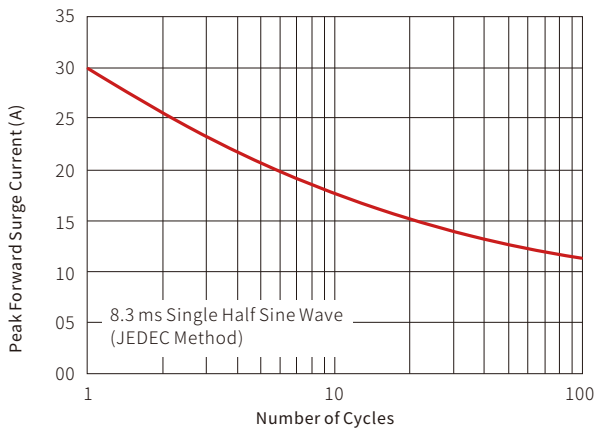
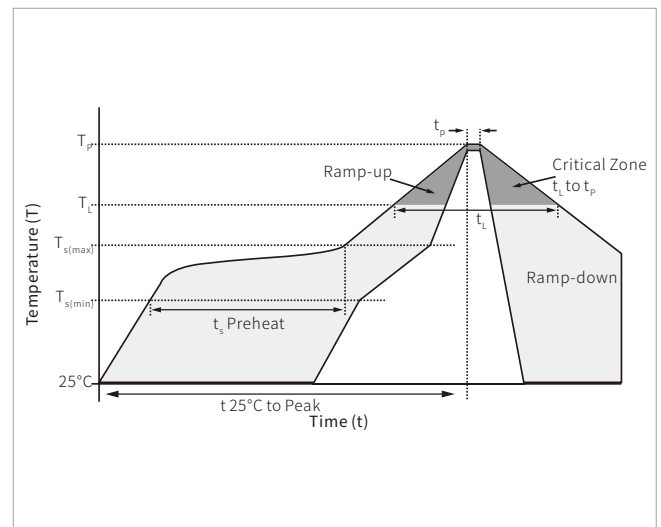
Fig. 1- Forward Current Derating Curve

Fig. 2-Typical Instaneous Reverse Characteristics

Fig. 3-Typical Forward Characteristic

Fig. 4-Typical Junction Capacitance


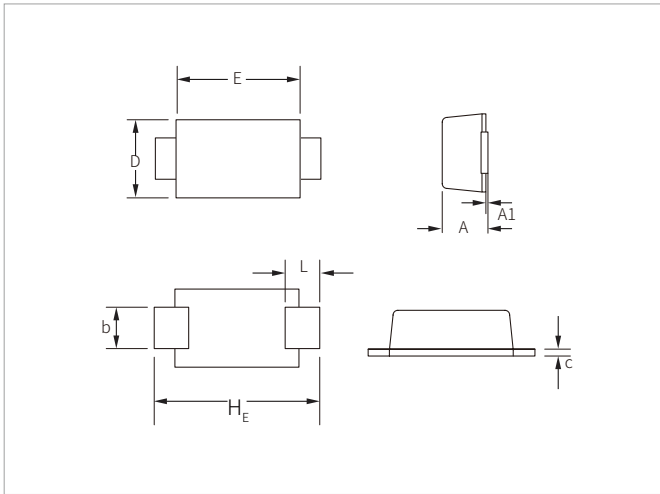
Fig. 5- Maximum Non-Repetitive Peak Forward Surge Current


SOLDERING PARAMETERS

Reflow Condition		Lead-free assembly
Pre Heat	Temperature Max ($T_{s(min)}$)	150°C
	Temperature Max ($T_{s(max)}$)	200°C
	Time (min to max) (t_s)	60 – 180 secs
Average ramp up rate (Liquidus Temp (T_L) to peak)		3°C/second max
$T_{s(max)}$ to T_L - Ramp-up Rate		3°C/second max
Reflow	Temperature (T_L) (Liquidus)	217°C
	Time (min to max) (t_L)	60 – 150 seconds
Peak Temperature (T_p)		260°C
Time within 5°C of actual peak Temperature (t_p)		20 – 40 seconds
Ramp-down Rate		6°C/second max
Time 25°C to peak Temperature (T_p)		8 minutes max.
Do not exceed		260°C

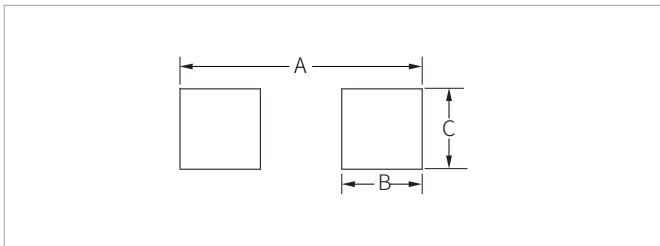


SOD-123FL PACKAGE INFORMATION



Ref.	Millimeters		Inches	
	Min.	Max.	Min.	Max.
A	0.95	1.45	0.037	0.057
A1	0.00	0.10	0.000	0.004
b	0.70	1.20	0.028	0.047
c	0.05	0.30	0.002	0.012
D	1.50	2.00	0.059	0.079
E	2.50	2.90	0.098	0.114
L	0.35	0.90	0.014	0.035
H _E	3.40	3.90	0.134	0.154

RECOMMENDED PAD LAYOUT DIMENSIONS



Ref.	Millimeters	Inches
A	4.20	0.165
B	1.50	0.059
C	1.20	0.047

ORDERING INFORMATION

Part Number	Component Package	QTY/Reel	Reel Size
1N4001W-1N4007W	SOD-123FL	3000PCS	7"

Headquarters

No.3387 Shendu Road
Pujiang I&E Park
Minhang Shanghai China
201000

Hotline

400-021-5756

Web

<https://www.semiware.com>

Sales Center

Tel: 86-21-3463-7458
Email: sales18@semiware.com

Customer Service


Tel: 86-21-5484-1001
Email: sales17@semiware.com

Technical Support

Tel: 86-21-3463-7654
Email: fae01@semiware.com

Complaint & Suggestions

Tel: 86-21-3463-7172
Ext: 8868
Email: cs03@semiware.com

By QR Code

Website



Wechat

To find your local partner within Semiware's global website: www.semiware.com

© 2022 Semiware Semiconductor Inc.

The content of this document has been carefully checked and understood. However, neither Semiware nor its subsidiaries assume any liability whatsoever for any errors or inaccuracies of this document and the consequences thereof. Published specifications are subject to change without notice. Product suitability for any area of application must ultimately be determined by the customer. In all cases, products must never be operated outside their published specifications. Semiware does not guarantee the availability of all published products. This disclaimer shall be governed by substantive Chinese law and resulting disputes shall be settled by the courts at the place of business of Semiware. Latest publications and a complete disclaimer can be downloaded from the Semiware website. All trademarks recognized.