
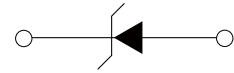


FEATURES

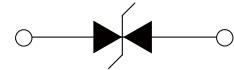
- | Low profile package
- | Ideal for automated placement
- | 600 Watt peak pulse power capability with a 10/1000 μ s waveform
- | For surface mounted applications to optimize board space
- | Excellent clamping capability
- | Very fast response time
- | Low incremental surge resistance



DO-214AA(SMB)



Uni-directional



Bi-directional

APPLICATIONS

- | Power supply protection
- | Automotive application
- | Industrial application
- | Power management

APPROVALS

RoHS	Compliance with 2011/65/EU
HF	Compliance with IEC61249-2-21:2003

MAXIMUM RATINGS ($T_A=25^\circ\text{C}$)

Parameter	Symbo	Value	Unit
Peak Pulse Power Dissipation on 10/1000 μ s waveform (Note1, Note2).	P_{PPM}	600	Watts
Steady State Power Dissipation at $T_A=50^\circ\text{C}$ (Note2).	P_D	5.0	Watts

- Notes :** 1.Non-repetitive current pulse, $T_A=25^\circ\text{C}$.
 2.Mounted on 5.0mm*5.0mm (0.03mm thick) Copper Pads to each terminal.

THERMAL CONSIDERATIONS

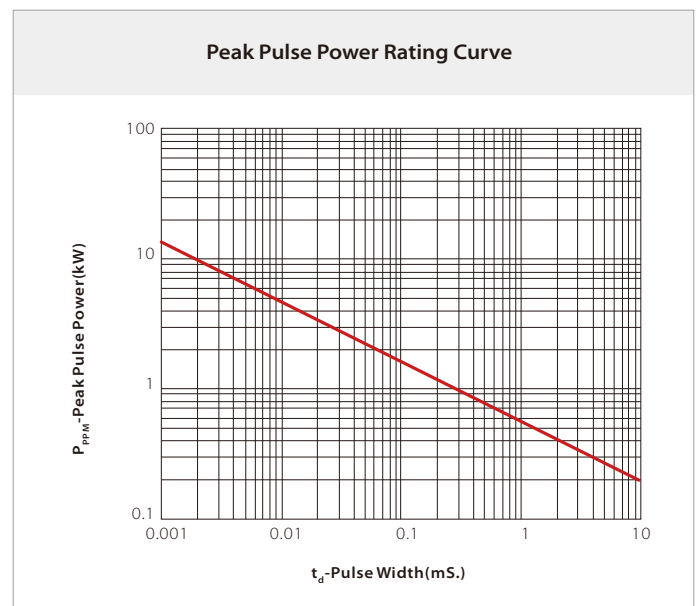
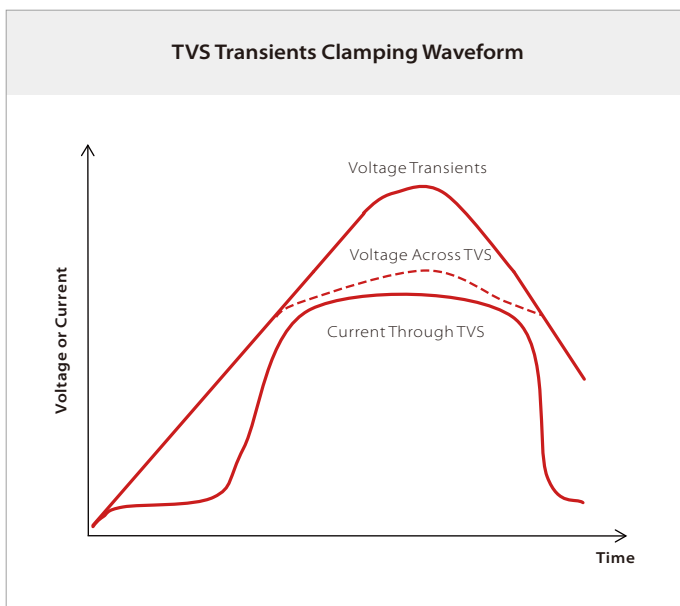
Parameter	Symbol	Value	Unit
Operating Junction Temperature	T_J	-55 to +150	$^\circ\text{C}$
Storage Temperature Range	T_{STG}	-55 to +150	$^\circ\text{C}$
Junction to Ambient on printed circuit	$R_{\theta JA}$	90	$^\circ\text{C}/\text{W}$

ELECTRICAL CHARACTERISTICS (T_A=25°C)

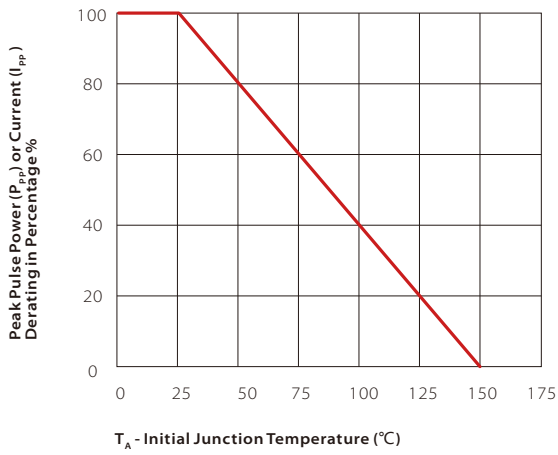
Part Number		Device Marking Code		Reverse Stand-off Voltage	Breakdown Voltage Min.@I _T	Breakdown Voltage Max.@I _T	Test Current	Maximum Clamping Voltage @I _{PP}	Peak Pulse Current	Reverse Leakage @V _{RWM}
Uni-Polar	Bi-Polar	Uni	Bi	V _{RWM} (V)	V _{BR} (V)	V _{BR} (V)	I _T (mA)	V _C (V)	I _{PP} (A)	I _R (uA)
P6SMB6.8A	P6SMB6.8CA	6V8A	6V8C	5.8	6.45	7.14	10	10.5	58.1	1000
P6SMB7.5A	P6SMB7.5CA	7V5A	7V5C	6.4	7.13	7.88	10	11.3	54.0	500
P6SMB8.2A	P6SMB8.2CA	8V2A	8V2C	7.02	7.79	8.61	10	12.1	50.4	200
P6SMB9.1A	P6SMB9.1CA	9V1A	9V1C	7.78	8.65	9.55	1	13.4	45.5	50
P6SMB10A	P6SMB10CA	10A	10C	8.55	9.5	10.5	1	14.5	42.1	10
P6SMB11A	P6SMB11CA	11A	11C	9.4	10.5	11.6	1	15.6	39.1	5
P6SMB12A	P6SMB12CA	12A	12C	10.2	11.4	12.6	1	16.7	36.5	5
P6SMB13A	P6SMB13CA	13A	13C	11.1	12.4	13.7	1	18.2	33.5	1
P6SMB15A	P6SMB15CA	15A	15C	12.8	14.3	15.8	1	21.2	28.8	1
P6SMB16A	P6SMB16CA	16A	16C	13.6	15.2	16.8	1	22.5	27.1	1
P6SMB18A	P6SMB18CA	18A	18C	15.3	17.1	18.9	1	25.5	24.2	1
P6SMB20A	P6SMB20CA	20A	20C	17.1	19.0	21.0	1	27.7	22.0	1
P6SMB22A	P6SMB22CA	22A	22C	18.8	20.9	23.1	1	30.6	19.9	1
P6SMB24A	P6SMB24CA	24A	24C	20.5	22.8	25.2	1	33.2	18.4	1
P6SMB27A	P6SMB27CA	27A	27C	23.1	25.7	28.4	1	37.5	16.3	1
P6SMB30A	P6SMB30CA	30A	30C	25.6	28.5	31.5	1	41.4	14.7	1
P6SMB33A	P6SMB33CA	33A	33C	28.2	31.4	34.7	1	45.7	13.3	1
P6SMB36A	P6SMB36CA	36A	36C	30.8	34.2	37.8	1	49.9	12.2	1
P6SMB39A	P6SMB39CA	39A	39C	33.3	37.1	41.0	1	53.9	11.3	1
P6SMB43A	P6SMB43CA	43A	43C	36.8	40.9	45.2	1	59.3	10.3	1
P6SMB47A	P6SMB47CA	47A	47C	40.2	44.7	49.4	1	64.8	9.4	1
P6SMB51A	P6SMB51CA	51A	51C	43.6	48.5	53.6	1	70.1	8.7	1
P6SMB56A	P6SMB56CA	56A	56C	47.8	53.2	58.8	1	77.0	7.9	1
P6SMB62A	P6SMB62CA	62A	62C	53.0	58.9	65.1	1	85.0	7.2	1
P6SMB68A	P6SMB68CA	68A	68C	58.1	64.6	71.4	1	92.0	6.6	1
P6SMB75A	P6SMB75CA	75A	75C	64.1	71.3	78.8	1	103	5.9	1
P6SMB82A	P6SMB82CA	82A	82C	70.1	77.9	86.1	1	113	5.4	1
P6SMB91A	P6SMB91CA	91A	91C	77.8	86.5	95.5	1	125	4.9	1
P6SMB100A	P6SMB100CA	100A	100C	85.5	95.0	105.0	1	137	4.5	1
P6SMB110A	P6SMB110CA	110A	110C	94.0	105.0	116.0	1	152	4.0	1
P6SMB120A	P6SMB120CA	120A	120C	102.0	114.0	126.0	1	165	3.7	1
P6SMB130A	P6SMB130CA	130A	130C	111.0	124.0	137.0	1	179	3.4	1

Part Number		Device Marking Code		Reverse Stand-off Voltage	Breakdown Voltage Min.@I _T	Breakdown Voltage Max.@I _T	Test Current	Maximum Clamping Voltage @I _{pp}	Peak Pulse Current	Reverse Leakage @V _{RWM}
Uni-Polar	Bi-Polar	Uni	Bi	V _{RWM} (V)	V _{BR} (V)	V _{BR} (V)	I _T (mA)	V _C (V)	I _{pp} (A)	I _R (uA)
P6SMB150A	P6SMB150CA	150A	150C	128.0	143.0	158.0	1	207	2.9	1
P6SMB160A	P6SMB160CA	160A	160C	136.0	152.0	168.0	1	219	2.8	1
P6SMB170A	P6SMB170CA	170A	170C	145.0	162.0	179.0	1	234	2.6	1
P6SMB180A	P6SMB180CA	180A	180C	154.0	171.0	189.0	1	246	2.5	1
P6SMB200A	P6SMB200CA	200A	200C	171.0	190.0	210.0	1	274	2.2	1
P6SMB220A	P6SMB220CA	220A	220C	185.0	209.0	231.0	1	328	1.9	1
P6SMB250A	P6SMB250CA	250A	250C	214.0	237.0	263.0	1	344	1.8	1
P6SMB300A	P6SMB300CA	300A	300C	256.0	285.0	315.0	1	414	1.5	1
P6SMB350A	P6SMB350CA	350A	350C	300.0	332.0	368.0	1	482	1.3	1
P6SMB400A	P6SMB400CA	400A	400C	342.0	380.0	420.0	1	548	1.1	1
P6SMB440A	P6SMB440CA	440A	440C	376.0	418.0	462.0	1	602	1.0	1
P6SMB480A	P6SMB480CA	480A	480C	408.0	456.0	504.0	1	658	0.9	1
P6SMB510A	P6SMB510CA	510A	510C	434.0	485.0	535.0	1	698	0.9	1
P6SMB530A	P6SMB530CA	530A	530C	451.0	503.5	557.0	1	725	0.8	1
P6SMB540A	P6SMB540CA	540A	540C	459.0	513.0	567.0	1	740	0.8	1
P6SMB550A	P6SMB550CA	550A	550C	467.0	522.5	578.0	1	760	0.8	1
P6SMB600A	P6SMB600CA	600A	600C	510.0	570.0	630.0	1	828	0.75	1

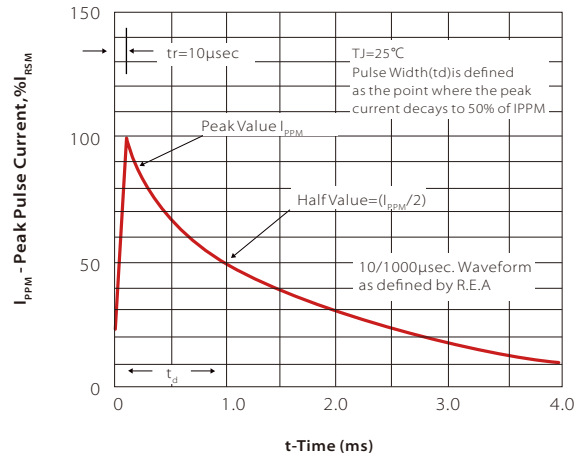
CHARACTERISTIC CURVES



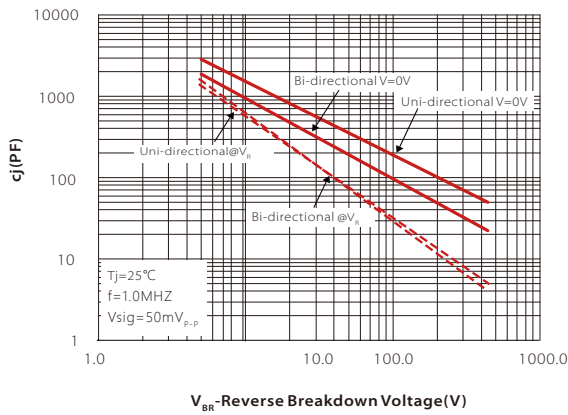
Pulse Derating Curve



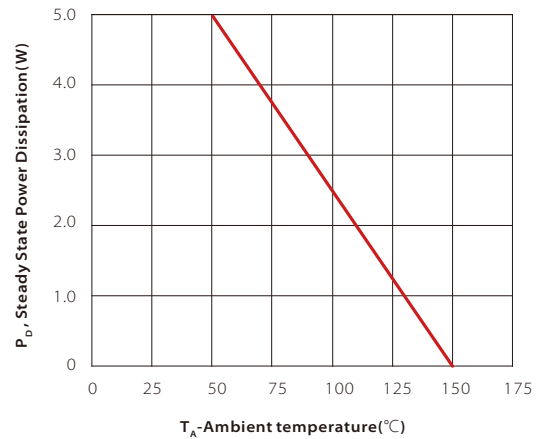
Pulse Waveform



Typical Junction Capacitance

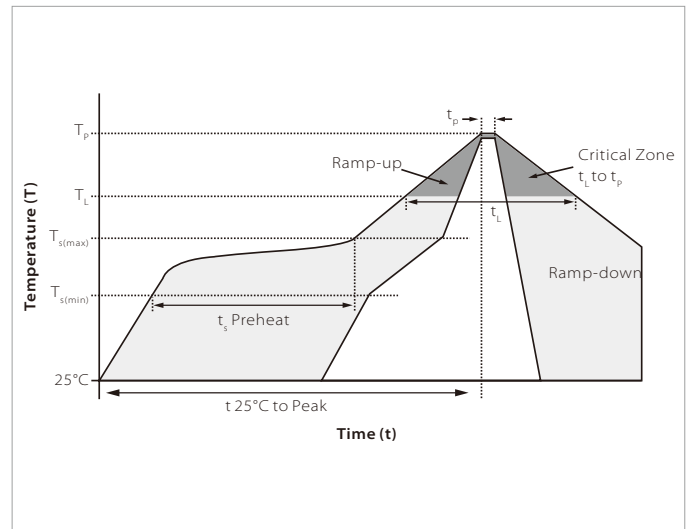


Steady State Power Dissipation Derating Curve

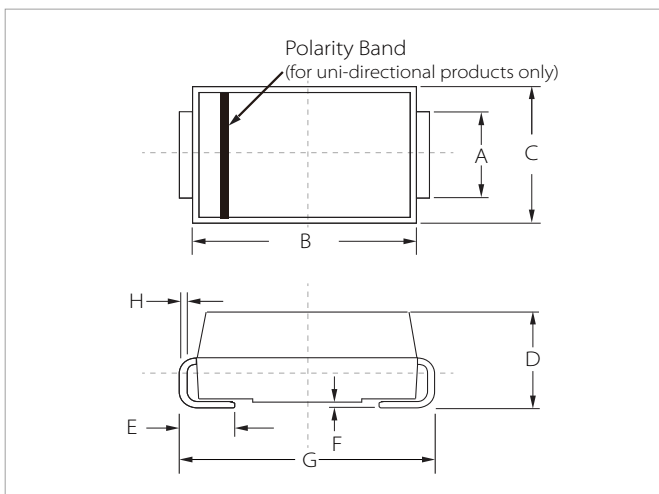


SOLDERING PARAMETERS

Reflow Condition		Lead-free assembly
Pre Heat	Temperature Max ($T_{s(min)}$)	150°C
	Temperature Max ($T_{s(max)}$)	200°C
	Time (min to max) (t_s)	60 – 180 secs
Average ramp up rate (Liquidus Temp (T_L) to peak)		3°C/second max
$T_{s(max)}$ to T_L - Ramp-up Rate		3°C/second max
Reflow	Temperature (T_L) (Liquidus)	217°C
	Time (min to max) (t_r)	60 – 150 seconds
Peak Temperature (T_p)		260°C
Time within 5°C of actual peak Temperature (t_p)		20 – 40 seconds
Ramp-down Rate		6°C/second max
Time 25°C to peak Temperature (T_p)		8 minutes max.
Do not exceed		260°C

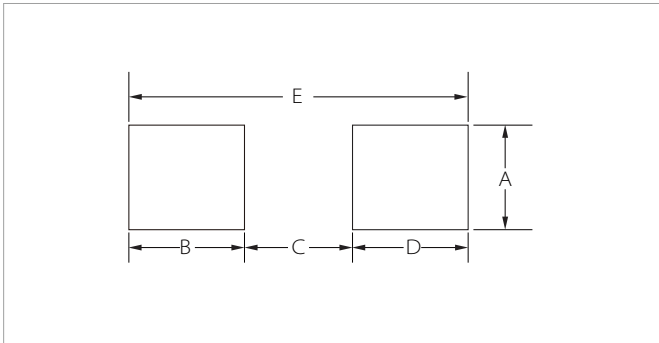


DO-214AA(SMB) PACKAGE INFORMATION



Ref.	Millimeters		Inches	
	Min.	Max.	Min.	Max.
A	1.80	2.20	0.071	0.087
B	4.30	4.70	0.170	0.185
C	3.40	3.90	0.134	0.153
D	2.15	2.55	0.085	0.100
E	1.00	1.50	0.039	0.059
F	0.02	0.20	0.001	0.008
G	5.10	5.50	0.200	0.216
H	0.15	0.30	0.006	0.012

RECOMMENDED PAD LAYOUT DIMENSIONS



Ref.	Millimeters		Inches	
	Min.	Max.	Min.	Max.
A	2.20	-	0.087	-
B	1.45	-	0.057	-
C	-	2.55	-	0.010
D	1.45	-	0.057	-
E	5.60REF		0.220REF	

ORDERING INFORMATION

Part Number	Component Package	QTY/Reel	Reel Size
P6SMBxx(C)A	DO-214AA(SMB)	3000PCS	13"

Headquarters

No.3387 Shendu Road Pujiang
I&E Park
Minhang Shanghai China
201000

Hotline

400-021-5756

Web

<https://www.semiware.com>

Sales Center

Tel: 86-21-3463-7458
Email: sales18@semiware.com

Customer Service

Tel: 86-21-5484-1001
Email: sales17@semiware.com

Technical Support

Tel: 86-21-3463-7654
Email: fae01@semiware.com

Complaint & Suggestions

Tel: 86-21-3463-7172
Ext: 8868
Email: cs03@semiware.com

By QR Code

Website



Wechat

To find your local partner within Semiware's global network: www.semiware.com

© 2022 Semiware Semiconductor Inc.

The content of this document has been carefully checked and understood. However, neither Semiware nor its subsidiaries assume any liability whatsoever for any errors or inaccuracies of this document and the consequences thereof. Published specifications are subject to change without notice. Product suitability for any area of application must ultimately be determined by the customer. In all cases, products must never be operated outside their published specifications. Semiware does not guarantee the availability of all published products. This disclaimer shall be governed by substantive Chinese law and resulting disputes shall be settled by the courts at the place of business of Semiware. Latest publications and a complete disclaimer can be downloaded from the Semiware website. All trademarks recognized.