

FEATURES

| Fast Switching Device (TRR <4nS)

| Power Dissipation of 200mW

| High Stability and High Reliability

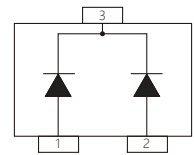
| Low reverse leakage



SOT-323



Marking



Schematic Symbol

MECHANICAL DATA

| SOT-323 Small Outline Plastic Package

| Polarity: Color band denotes cathode end

| Mounting Position: Any

APPROVALS

RoHS | Compliance with 2011/65/EU

HF | Compliance with IEC61249-2-21:2003

MAXIMUM RATINGS ($T_A=25^{\circ}\text{C}$)

Parameter	Symbol	Value	Unit
Non-Repetitive Peak Reverse Voltage	V_{RM}	100	V
Reverse Voltage	V_R	75	V
Average Rectified Current	I_O	150	mA
Non-repetitive Peak Forward Current	I_{FM}	300	mA
Typical thermal resistance	$R_{\theta JA}$	625	$^{\circ}\text{C}/\text{W}$
Peak Forward Surge Current @tp=1ms; $T_A=25^{\circ}\text{C}$	I_{FSM}	2.0	A
Power Dissipation	P_D	200	mW
Operating junction temperature	T_J	150	$^{\circ}\text{C}$
Storage temperature range	T_{STG}	-55 to +150	$^{\circ}\text{C}$

ELECTRICAL CHARACTERISTICS($T_A=25^{\circ}\text{C}$)

Parameter	Test Condition	Symbol	Min.	Max.	Unit
Reverse Voltage	$I_B = 100\mu\text{A}$	V_{RB}	75		V
Reverse Current	$V_R = 25\text{V}$	I_R		25	nA
	$V_R = 75\text{V}$			2.5	μA
Forward Voltage	$I_F = 1\text{mA}$	V_F		0.715	V
	$I_F = 10\text{mA}$			0.855	V
	$I_F = 50\text{mA}$			1.00	V
	$I_F = 150\text{mA}$			1.25	V
Capacitance between terminals	$V_R = 0\text{V}, f = 1\text{MHz}$	C_T		2.0	pF
Reverse Recovery Time	$I_F = I_R = 10\text{mA}$ $I_{rr} = 0.1 \times I_R, R_L = 100\Omega$	t_{rr}		4	nS

CHARACTERISTIC CURVES

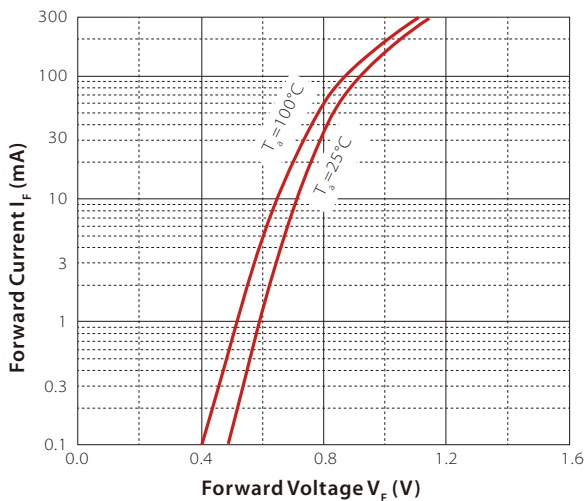
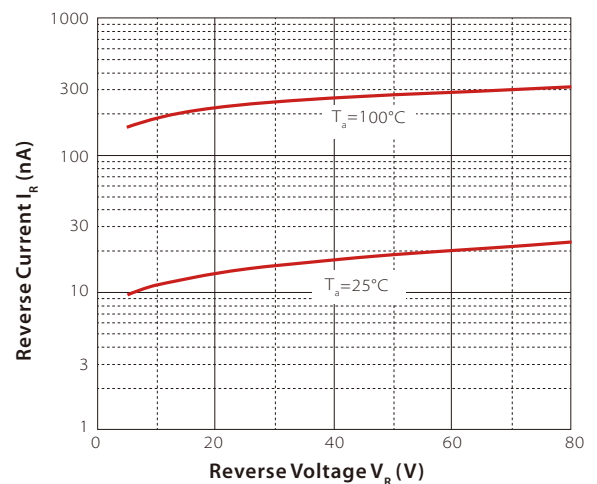
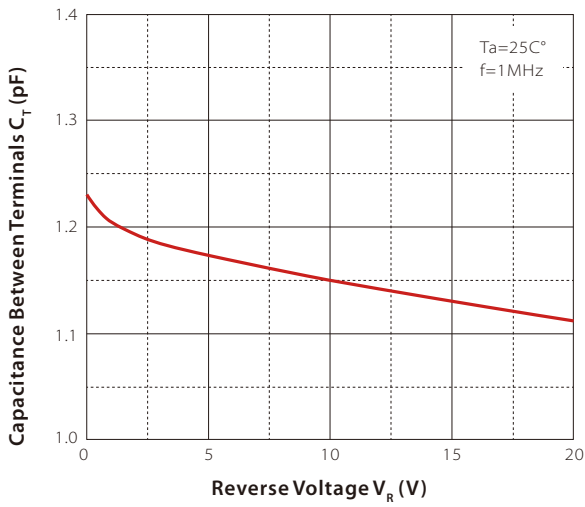
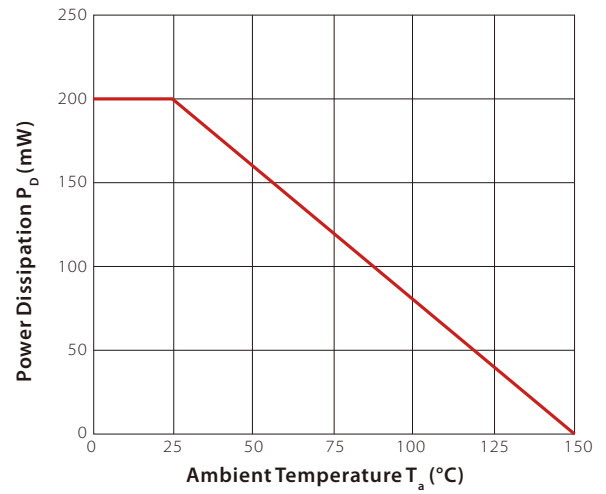
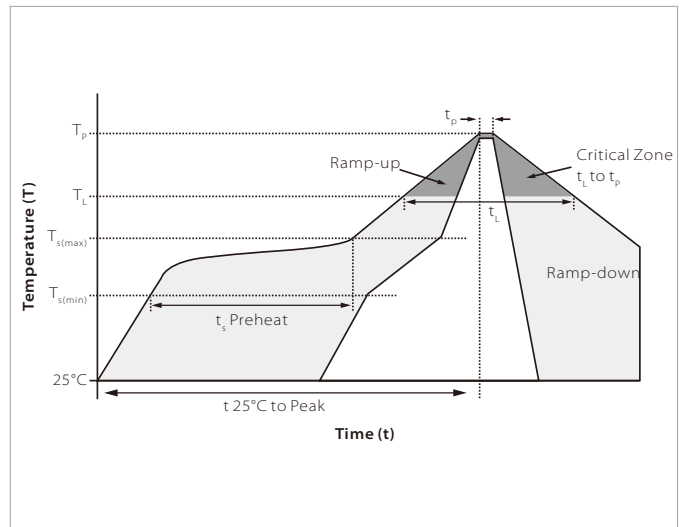
Fig 1. Forward Characteristics

Fig 2. Reverse Characteristics


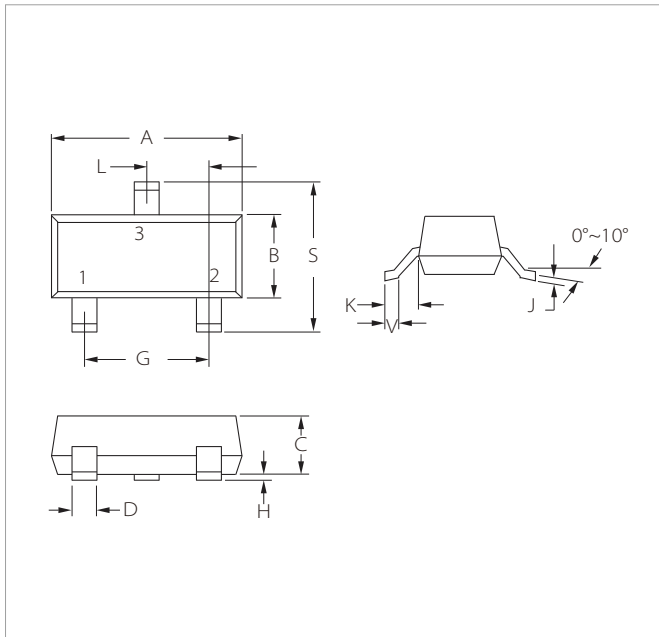
Fig 3. Capacitance Characteristics

Fig 4. Power Derating Curve


SOLDERING PARAMETERS

Reflow Condition		Lead-free assembly
Pre Heat	Temperature Max ($T_{s(min)}$)	150°C
	Temperature Max ($T_{s(max)}$)	200°C
	Time (min to max) (t_s)	60 – 180 secs
Average ramp up rate (Liquidus Temp (T_L) to peak)		3°C/second max
$T_{s(max)}$ to T_L - Ramp-up Rate		3°C/second max
Reflow	Temperature (T_L) (Liquidus)	217°C
	Time (min to max) (t_r)	60 – 150 seconds
Peak Temperature (T_p)		260°C
Time within 5°C of actual peak Temperature (t_p)		20 – 40 seconds
Ramp-down Rate		6°C/second max
Time 25°C to peak Temperature (T_p)		8 minutes max.
Do not exceed		260°C

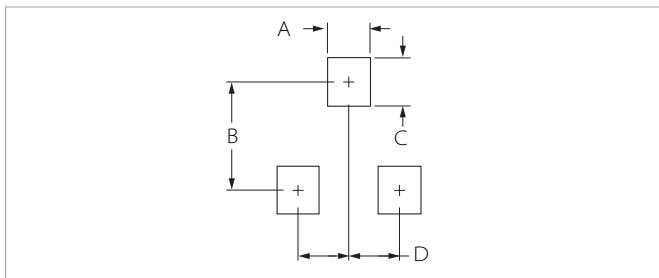


SOT-323 PACKAGE INFORMATION



Ref.	Millimeters		Inches	
	Min.	Max.	Min.	Max.
A	2.00	2.20	0.079	0.087
B	1.15	1.35	0.045	0.053
C	0.90	1.00	0.035	0.039
D	0.20	0.40	0.008	0.016
G	1.20	1.40	0.047	0.055
H	0.00	0.10	0.000	0.004
J	0.08	0.15	0.003	0.006
K	0.525REF		0.021REF	
L	0.650TYP		0.026TYP	
S	2.15	2.45	0.085	0.096
V	0.26	0.46	0.010	0.018

RECOMMENDED PAD LAYOUT DIMENSIONS



Ref.	Millimeters		Inches	
	NOR		NOR	
A	0.50		0.020	
B	2.20		0.087	
C	0.80		0.031	
D	1.30		0.051	

ORDERING INFORMATION

Part Number	Component Package	QTY/Reel	Reel Size
BAV70W	SOT-323	3000PCS	7"

Headquarters

No.3387 Shendu Road Pujiang
I&E Park
Minhang Shanghai China
201000

Hotline

400-021-5756

Web

<https://www.semiware.com>

Sales Center

Tel: 86-21-3463-7458
Email: sales18@semiware.com

Customer Service

Tel: 86-21-5484-1001
Email: sales17@semiware.com

Technical Support

Tel: 86-21-3463-7654
Email: fae01@semiware.com

Complaint & Suggestions

Tel: 86-21-3463-7172
Ext: 8868
Email: cs03@semiware.com

By QR Code

Website



Wechat

To find your local partner within Semiware's global network: www.semiware.com

© 2022 Semiware Semiconductor Inc.

The content of this document has been carefully checked and understood. However, neither Semiware nor its subsidiaries assume any liability whatsoever for any errors or inaccuracies of this document and the consequences thereof. Published specifications are subject to change without notice. Product suitability for any area of application must ultimately be determined by the customer. In all cases, products must never be operated outside their published specifications. Semiware does not guarantee the availability of all published products. This disclaimer shall be governed by substantive Chinese law and resulting disputes shall be settled by the courts at the place of business of Semiware. Latest publications and a complete disclaimer can be downloaded from the Semiware website. All trademarks recognized.