


FEATURES

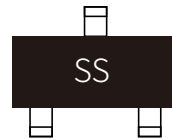
- | High density cell design for extremely low RDS(on)
- | Rugged and Reliable



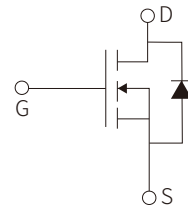
SOT-23

APPLICATION

- | Direct Logic-Level Interface: TTL/CMOS
- | Drivers: Relays, Solenoids, Lamps, Hammers, Display, Memories, Transistors, etc
- | Battery Operated Systems
- | Solid-State Relays



Marking



Schematic Symbol

APPROVALS

RoHS	Compliance with 2011/65/EU
HF	Compliance with IEC61249-2-21:2003

ABSOLUTE MAXIMUM RATINGS

Parameter	Symbol	Value	Unit
Drain-Source Voltage	V_{DS}	50	V
Gate-Source Voltage	V_{GS}	± 20	V
Continuous Drain Current	I_D	0.22	A
Power Dissipation	P_D	0.35	W
Thermal Resistance from Junction to Ambient	$R_{\theta JA}$	357	$^{\circ}\text{C}/\text{W}$
Junction Temperature	T_J	150	$^{\circ}\text{C}$
Storage Temperature	T_{STG}	-55 to 150	$^{\circ}\text{C}$

ELECTRICAL CHARACTERISTICS (Ta=25°C)

Parameter	Symbol	Test Conditions	Min.	Typ.	Max.	Unit
Static Characteristics						
Drain-Source Breakdown Voltage	$V_{(BR)DSS}$	$V_{GS}=0V, I_D=250\mu A$	50			V
Gate-Body Leakage Current	I_{GSS}	$V_{GS}=\pm 20V, V_{DS}=0V$			± 100	nA
Zero Gate Voltage Drain Current	I_{DSS1}	$V_{DS}=50V, V_{GS}=0V$			0.5	μA
	I_{DSS2}	$V_{DS}=30V, V_{GS}=0V$			100	nA
Gate Threshold Voltage ¹	$V_{GS(th)}$	$V_{DS}=V_{GS}, I_D=250\mu A$	0.8		1.5	V
Drain-source On-Resistance ¹	$R_{DS(on)}$	$V_{GS}=10V, I_D=0.22A$		1.0	3.0	Ω
		$V_{GS}=4.5V, I_D=0.22A$		1.1	5.0	Ω
Forward Transconductance ¹	g_{FS}	$V_{DS}=10V, I_D=0.22A$		0.13		S
Dynamic Characteristics²						
Input Capacitance	C_{iss}	$V_{DS}=25V, V_{GS}=0V, f=1MHz$		26.5		pF
Output Capacitance	C_{oss}			12.9		pF
Reverse Transfer Capacitance	C_{rss}			5.9		pF
Switching Characteristics^{1,2}						
Turn-on Delay Time	$t_{d(on)}$	$V_{DD}=30V, I_D=0.29A$ $V_{GS}=10V, R_G=6\Omega$			5	ns
Turn-on Rise Time	t_r				18	ns
Turn-Off Delay Time	$t_{d(off)}$				36	ns
Turn-off Fall Time	t_f				14	ns
Source-Drain Diode Characteristics¹						
Diode Forward Voltage	V_{SD}	$V_{GS}=0V, I_S=0.44A$		1.15	1.4	V

Notes:

1. Pulse Test ; Pulse Width $\leq 300\mu s$, Duty Cycle $\leq 2\%$.
2. These Parameters Have No Way to Verify.

PARAMETER CHARACTERISTIC CURVE

Figure1: Output Characteristics

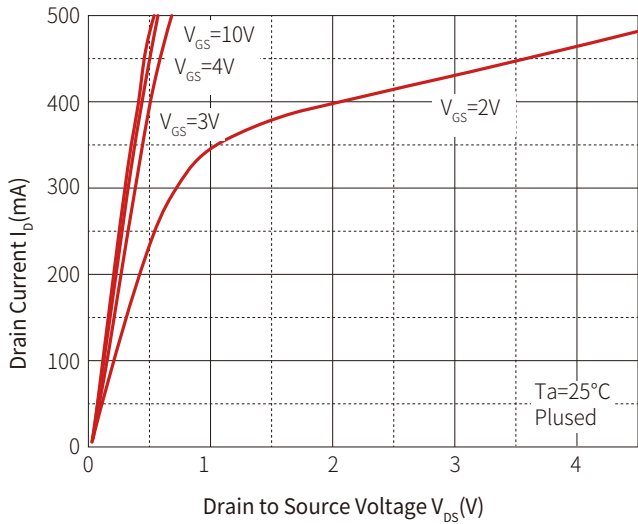


Figure2: Transfer Characteristics

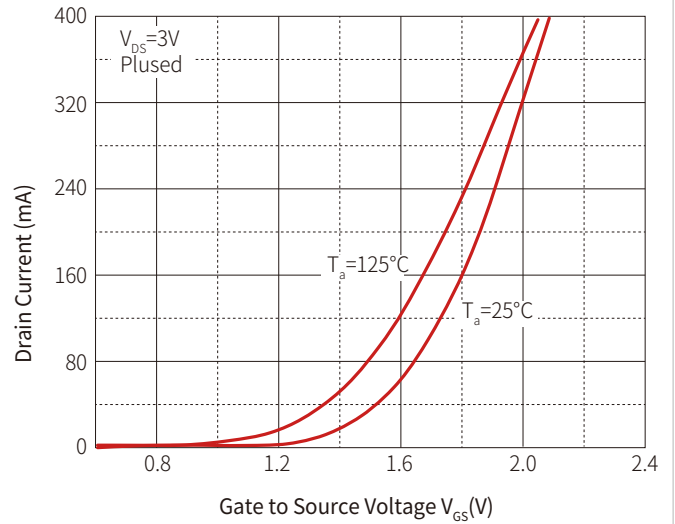


Figure3: $R_{DS(ON)} - I_D$

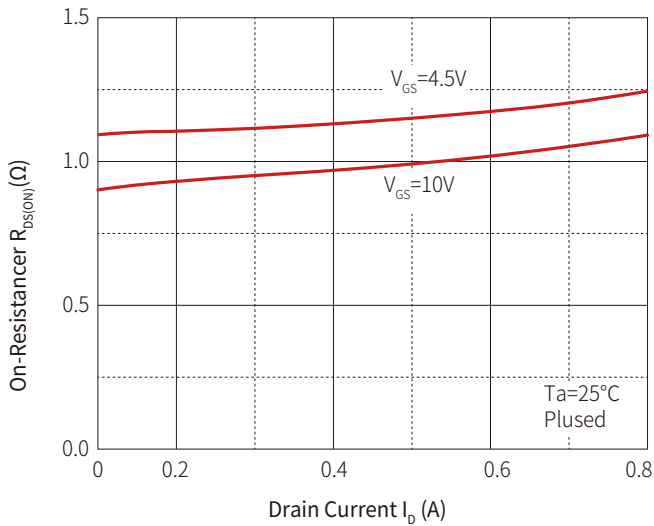


Figure 4: $R_{DS(ON)} - V_{GS}$

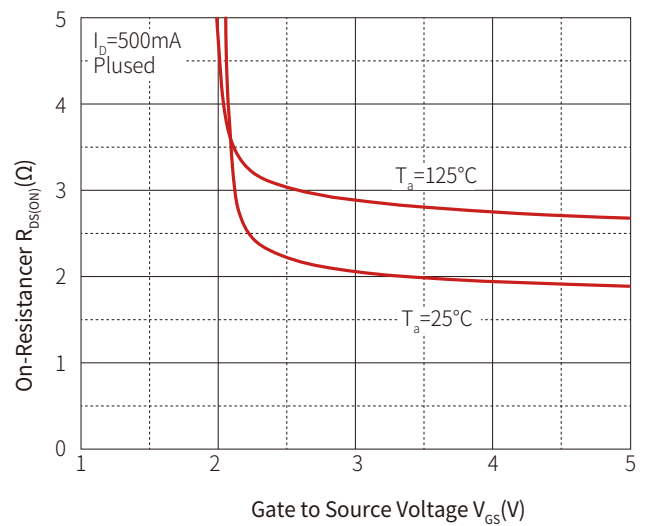


Figure 5: I_s — V_{SD}

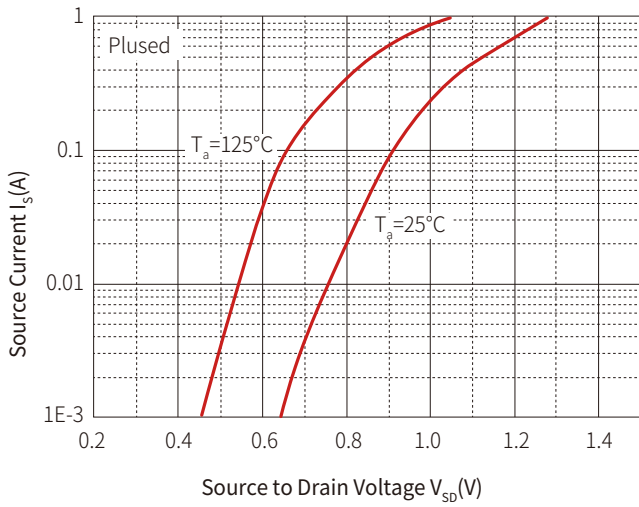
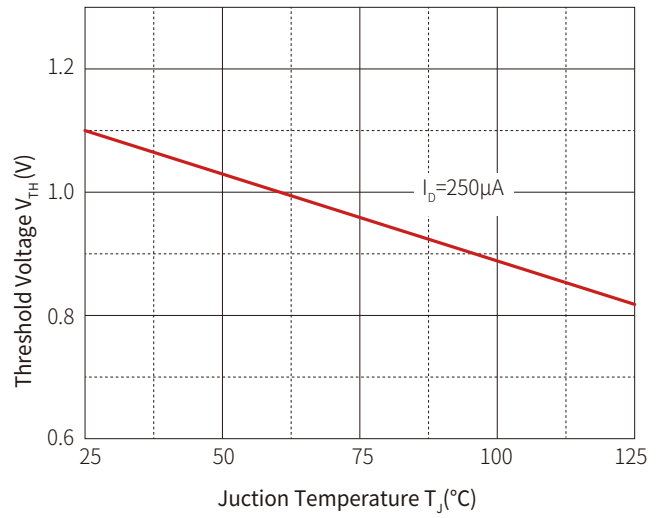
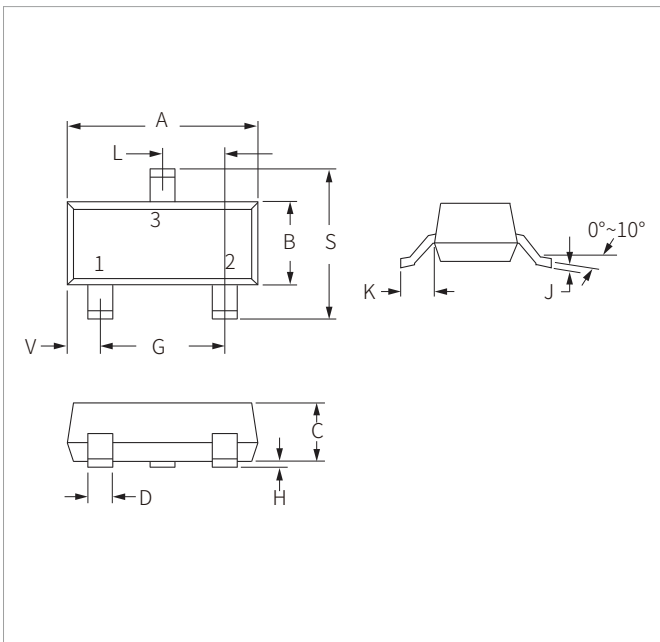


Figure 6: Threshold Voltage

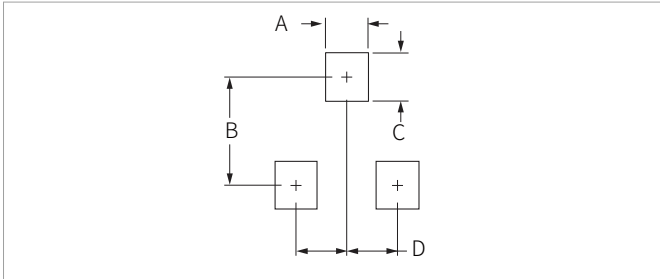


SOT-23 PACKAGE INFORMATION



Ref.	Millimeters		Inches	
	Min.	Max.	Min.	Max.
A	2.80	3.05	0.110	0.120
B	1.20	1.40	0.047	0.055
C	0.90	1.15	0.035	0.045
D	0.37	0.50	0.015	0.020
G	1.75	2.05	0.069	0.081
H	0.01	0.100	0.001	0.004
J	0.085	0.180	0.003	0.007
K	0.35	0.69	0.014	0.029
L	0.89	1.02	0.035	0.040
S	2.10	2.65	0.083	0.104
V	0.45	0.60	0.018	0.024

RECOMMENDED PAD LAYOUT DIMENSIONS



Ref.	Millimeters		Inches	
	Min	Max	Min	Max
A	0.71	0.97	0.028	0.038
B	1.88	2.13	0.074	0.084
C	0.71	0.97	0.028	0.038
D	0.81	1.07	0.032	0.042

ORDERING INFORMATION

Part Number	Component Package	QTY/Reel	Reel Size
BSS138	SOT-23	3000PCS	7"

Headquarters

No.3387 Shendu Road
Pujiang I&E Park
Minhang Shanghai China
201000

Hotline

400-021-5756

Web

<https://www.semiware.com>

Sales Center

Tel: 86-21-3463-7458
Email: sales18@semiware.com

Customer Service

Tel: 86-21-5484-1001
Email: sales17@semiware.com

Technical Support

Tel: 86-21-3463-7654
Email: fae01@semiware.com

Complaint & Suggestions

Tel: 86-21-3463-7172
Ext: 8868
Email: cs03@semiware.com

By QR Code

Website



Wechat

To find your local partner within Semiware' s global website: www.semiware.com

© 2022 Semiware Semiconductor Inc.

The content of this document has been carefully checked and understood. However, neither Semiware nor its subsidiaries assume any liability whatsoever for any errors or inaccuracies of this document and the consequences thereof. Published specifications are subject to change without notice. Product suitability for any area of application must ultimately be determined by the customer. In all cases, products must never be operated outside their published specifications. Semiware does not guarantee the availability of all published products. This disclaimer shall be governed by substantive Chinese law and resulting disputes shall be settled by the courts at the place of business of Semiware. Latest publications and a complete disclaimer can be downloaded from the Semiware website. All trademarks recognized.