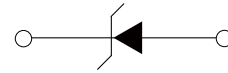


FEATURES

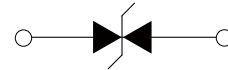
- | Low profile package
- | Ideal for automated placement
- | 400 Watt peak pulse power capability with a 10/1000µs waveform
- | For surface mounted applications to optimize board space
- | Excellent clamping capability
- | Very fast response time
- | Low incremental surge resistance



DO-214AC(SMA)



Uni-directional



Bi-directional

APPLICATIONS

- | Power supply protection
- | Automotive application
- | Industrial application
- | Power management

APPROVALS

RoHS	Compliance with 2011/65/EU
HF	Compliance with IEC61249-2-21:2003

MAXIMUM RATINGS (T_A=25°C)

Parameter	Symbo	Value	Unit
Peak Pulse Power Dissipation on 10/1000us waveform (Note1, Note2).	P _{PPM}	400	Watts
Steady State Power Dissipation at T _L =75°C, Lead lengths.375"(9.5mm) (Note2)	P _D	3.3	Watts

- Notes :** 1.Non-repetitive current pulse,T_A=25°C.
 2.Mounted on 5.0mm x 5.0mm (0.03mm thick) Copper Pads to each terminal.

THERMAL CONSIDERATIONS

Parameter	Symbol	Value	Unit
Operating Junction Temperature	T _J	-55 to +150	°C
Storage Temperature Range	T _{STG}	-55 to +150	°C
Junction to Ambient on printed circuit	R _{θJA}	120	°C/W

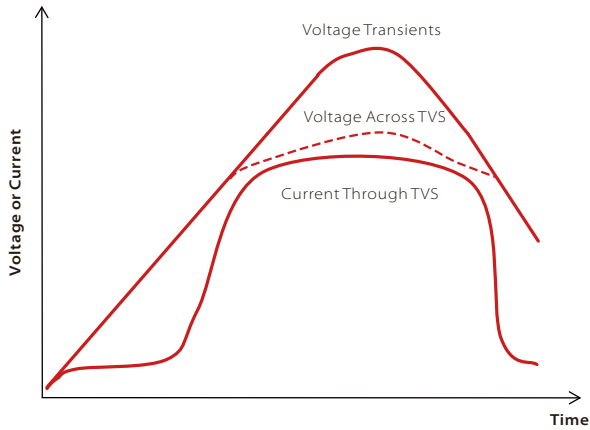
ELECTRICAL CHARACTERISTICS (T_A = 25°C)

Part Number		Device Marking Code		Reverse Stand-off Voltage	Breakdown Voltage Min.@I _T	Breakdown Voltage Max.@I _T	Test Current	Maximum Clamping Voltage @I _{PP}	Peak Pulse Current	Reverse Leakage @V _{RWM}
Uni-Polar	Bi-Polar	Uni	Bi	V _{RWM} (V)	V _{BR} (V)	V _{BR} (V)	I _T (mA)	V _C (V)	I _{PP} (A)	I _R (uA)
SMAJ3.3A	SMAJ3.3CA	3V3	3V3C	3.3	5.2	6.0	10	8.3	50.0	800
SMAJ5.0A	SMAJ5.0CA	AE	WE	5.0	6.4	7.0	10	9.2	43.5	800
SMAJ6.0A	SMAJ6.0CA	AG	WG	6.0	6.67	7.37	10	10.3	38.8	800
SMAJ6.5A	SMAJ6.5CA	AK	WK	6.5	7.22	7.98	10	11.2	35.7	500
SMAJ7.0A	SMAJ7.0CA	AM	WM	7.0	7.78	8.6	10	12.0	33.3	200
SMAJ7.5A	SMAJ7.5CA	AP	WP	7.5	8.33	9.21	1	12.9	31.0	100
SMAJ8.0A	SMAJ8.0CA	AR	WR	8.0	8.89	9.83	1	13.6	29.4	50
SMAJ8.5A	SMAJ8.5CA	AT	WT	8.5	9.44	10.4	1	14.4	27.8	20
SMAJ9.0A	SMAJ9.0CA	AV	WV	9.0	10.0	11.1	1	15.4	26.0	10
SMAJ10A	SMAJ10CA	AX	WX	10.0	11.1	12.3	1	17.0	23.5	5
SMAJ11A	SMAJ11CA	AZ	WZ	11.0	12.2	13.5	1	18.2	22.0	1
SMAJ12A	SMAJ12CA	BE	XE	12.0	13.3	14.7	1	19.9	20.1	1
SMAJ13A	SMAJ13CA	BG	XG	13.0	14.4	15.9	1	21.5	18.6	1
SMAJ14A	SMAJ14CA	BK	XK	14.0	15.6	17.2	1	23.2	17.2	1
SMAJ15A	SMAJ15CA	BM	XM	15.0	16.7	18.5	1	24.4	16.4	1
SMAJ16A	SMAJ16CA	BP	XP	16.0	17.8	19.7	1	26.0	15.4	1
SMAJ17A	SMAJ17CA	BR	XR	17.0	18.9	20.9	1	27.6	14.5	1
SMAJ18A	SMAJ18CA	BT	XT	18.0	20.0	22.1	1	29.2	13.7	1
SMAJ20A	SMAJ20CA	BV	XV	20.0	22.2	24.5	1	32.4	12.3	1
SMAJ22A	SMAJ22CA	BX	XX	22.0	24.4	26.9	1	35.5	11.3	1
SMAJ24A	SMAJ24CA	BZ	XZ	24.0	26.7	29.5	1	38.9	10.3	1
SMAJ26A	SMAJ26CA	CE	YE	26.0	28.9	31.9	1	42.1	9.5	1
SMAJ28A	SMAJ28CA	CG	YG	28.0	31.1	34.4	1	45.4	8.8	1
SMAJ30A	SMAJ30CA	CK	YK	30.0	33.3	36.8	1	48.4	8.3	1
SMAJ33A	SMAJ33CA	CM	YM	33.0	36.7	40.6	1	53.3	7.5	1
SMAJ36A	SMAJ36CA	CP	YP	36.0	40.0	44.2	1	58.1	6.9	1
SMAJ40A	SMAJ40CA	CR	YR	40.0	44.4	49.1	1	64.5	6.2	1
SMAJ43A	SMAJ43CA	CT	YT	43.0	47.8	52.8	1	69.4	5.8	1
SMAJ45A	SMAJ45CA	CV	YV	45.0	50.0	55.3	1	72.7	5.5	1
SMAJ48A	SMAJ48CA	CX	YX	48.0	53.3	58.9	1	77.4	5.2	1
SMAJ51A	SMAJ51CA	CZ	YZ	51.0	56.7	62.7	1	82.4	4.9	1
SMAJ54A	SMAJ54CA	RE	ZE	54.0	60.0	66.3	1	87.1	4.6	1

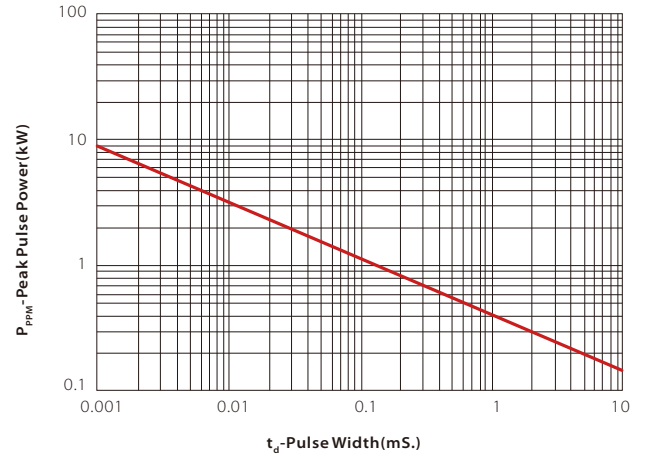
Part Number		Device Marking Code		Reverse Stand-off Voltage	Breakdown Voltage Min.@I _T	Breakdown Voltage Max.@I _T	Test Current	Maximum Clamping Voltage @I _{PP}	Peak Pulse Current	Reverse Leakage @V _{RWM}
Uni-Polar	Bi-Polar	Uni	Bi	V _{RWM} (V)	V _{BR} (V)	V _{BR} (V)	I _T (mA)	V _C (V)	I _{PP} (A)	I _R (uA)
SMAJ58A	SMAJ58CA	RG	ZG	58.0	64.4	71.2	1	93.6	4.3	1
SMAJ60A	SMAJ60CA	RK	ZK	60.0	66.7	73.7	1	96.8	4.1	1
SMAJ64A	SMAJ64CA	RM	ZM	64.0	71.1	78.6	1	103.0	3.9	1
SMAJ70A	SMAJ70CA	RP	ZP	70.0	77.8	86.0	1	113.0	3.5	1
SMAJ75A	SMAJ75CA	RR	ZR	75.0	83.3	92.1	1	121.0	3.3	1
SMAJ78A	SMAJ78CA	RT	ZT	78.0	86.7	95.8	1	126.0	3.2	1
SMAJ85A	SMAJ85CA	RV	ZV	85.0	94.4	104.0	1	137.0	2.9	1
SMAJ90A	SMAJ90CA	RX	ZX	90.0	100.0	111.0	1	146.0	2.7	1
SMAJ100A	SMAJ100CA	RZ	ZZ	100.0	111.0	123.0	1	162.0	2.5	1
SMAJ110A	SMAJ110CA	SE	VE	110.0	122.0	135.0	1	177.0	2.3	1
SMAJ120A	SMAJ120CA	SG	VG	120.0	133.0	147.0	1	193.0	2.1	1
SMAJ130A	SMAJ130CA	SK	VK	130.0	144.0	159.0	1	209.0	1.9	1
SMAJ150A	SMAJ150CA	SM	VM	150.0	167.0	185.0	1	243.0	1.6	1
SMAJ160A	SMAJ160CA	SP	VP	160.0	178.0	197.0	1	259.0	1.5	1
SMAJ170A	SMAJ170CA	SR	VR	170.0	189.0	209.0	1	275.0	1.5	1
SMAJ180A	SMAJ180CA	ST	VT	180.0	201.0	222.0	1	292.0	1.4	1
SMAJ200A	SMAJ200CA	SV	VV	200.0	224.0	247.0	1	324.0	1.2	1
SMAJ220A	SMAJ220CA	SX	VX	220.0	246.0	272.0	1	356.0	1.1	1
SMAJ250A	SMAJ250CA	SZ	VZ	250.0	279.0	309.0	1	405.0	1.0	1
SMAJ300A	SMAJ300CA	TE	UE	300.0	335.0	371.0	1	486.0	0.8	1
SMAJ350A	SMAJ350CA	TG	UG	350.0	391.0	432.0	1	567.0	0.7	1
SMAJ400A	SMAJ400CA	TK	UK	400.0	447.0	494.0	1	648.0	0.6	1
SMAJ440A	SMAJ440CA	TM	UM	440.0	492.0	543.0	1	713.0	0.6	1
SMAJ480A	SMAJ480CA	TP	UP	480.0	536.5	592.9	1	780.0	0.52	1
SMAJ500A	SMAJ500CA	TR	UR	500.0	558.0	618.0	1	810.0	0.50	1
SMAJ510A	SMAJ510CA	TT	UT	510.0	575.2	628.4	1	828.0	0.49	1
SMAJ550A	SMAJ550CA	TU	UU	550.0	614.0	680.0	1	891.0	0.46	1
SMAJ600A	SMAJ600CA	TV	UV	600.0	670.0	741.0	1	971.0	0.42	1

CHARACTERISTIC CURVES

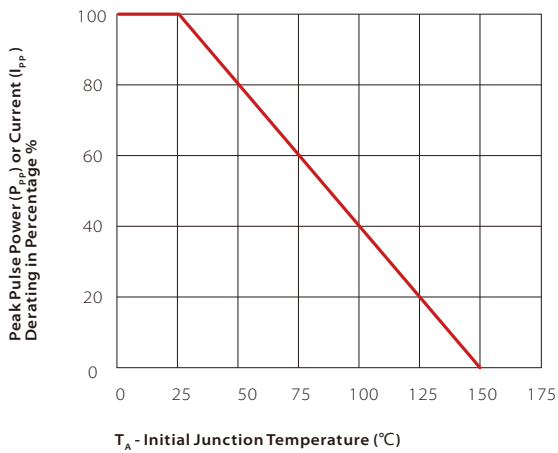
TVS Transients Clamping Waveform



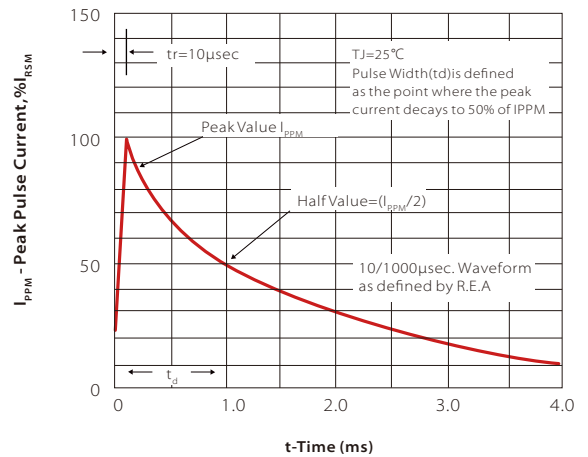
Peak Pulse Power Rating Curve

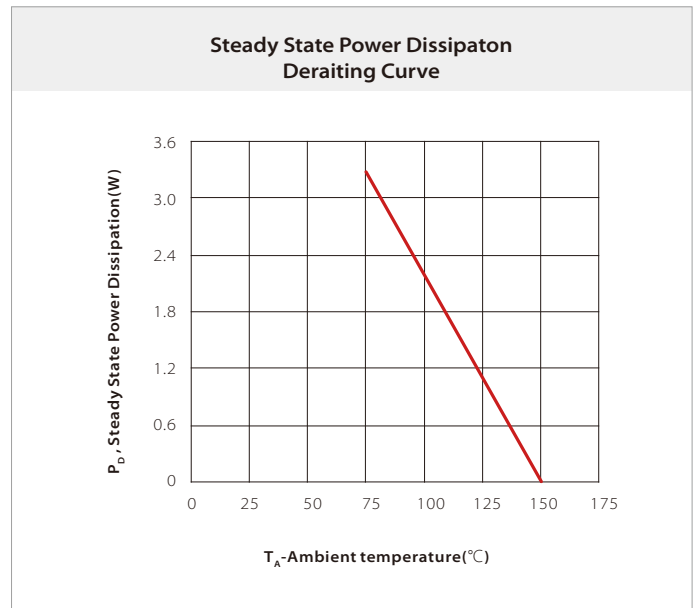
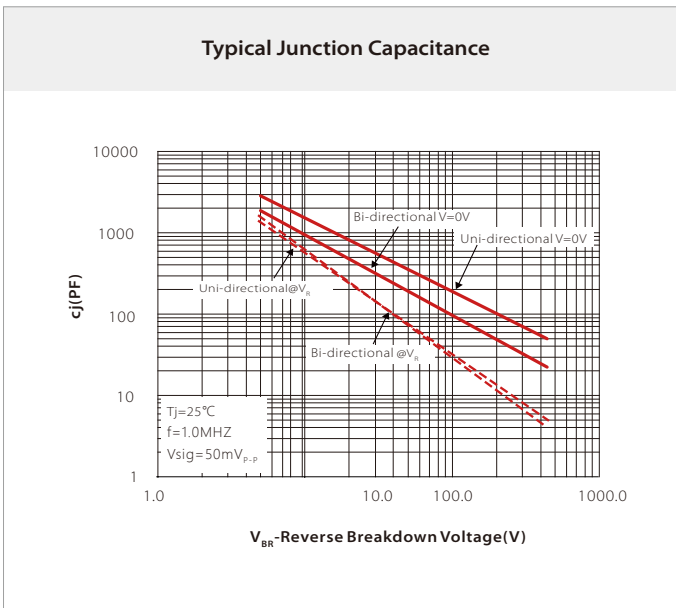


Pulse Derating Curve



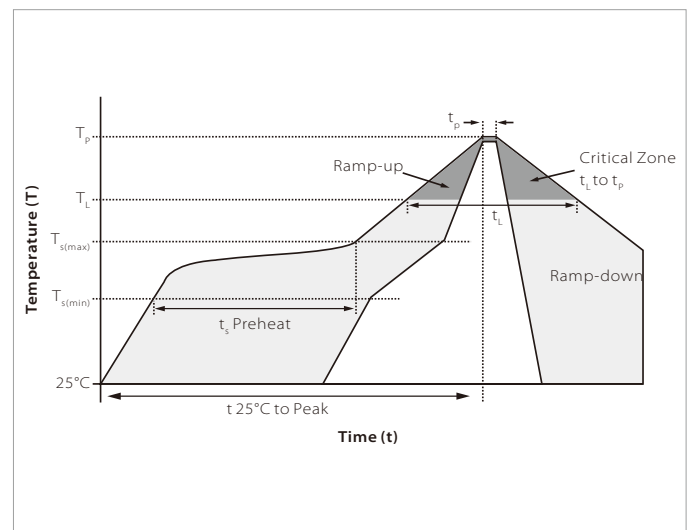
Pulse Waveform



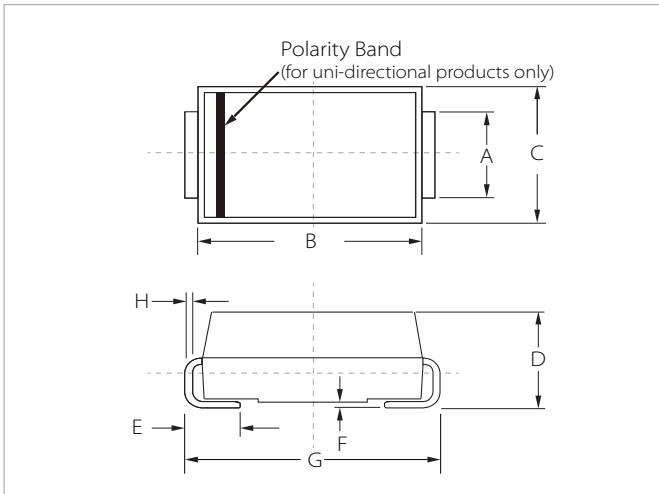


SOLDERING PARAMETERS

Reflow Condition		Lead-free assembly
Pre Heat	Temperature Max ($T_{s(\min)}$)	150 $^\circ\text{C}$
	Temperature Max ($T_{s(\max)}$)	200 $^\circ\text{C}$
	Time (min to max) (t_s)	60 – 180 secs
Average ramp up rate (Liquidus Temp (T_L) to peak)		3 $^\circ\text{C}/\text{second}$ max
$T_{s(\max)}$ to T_L - Ramp-up Rate		3 $^\circ\text{C}/\text{second}$ max
Reflow	Temperature (T_L) (Liquidus)	217 $^\circ\text{C}$
	Time (min to max) (t_r)	60 – 150 seconds
Peak Temperature (T_p)		260 $^\circ\text{C}$
Time within 5 $^\circ\text{C}$ of actual peak Temperature (t_p)		20 – 40 seconds
Ramp-down Rate		6 $^\circ\text{C}/\text{second}$ max
Time 25 $^\circ\text{C}$ to peak Temperature (T_p)		8 minutes max.
Do not exceed		260 $^\circ\text{C}$

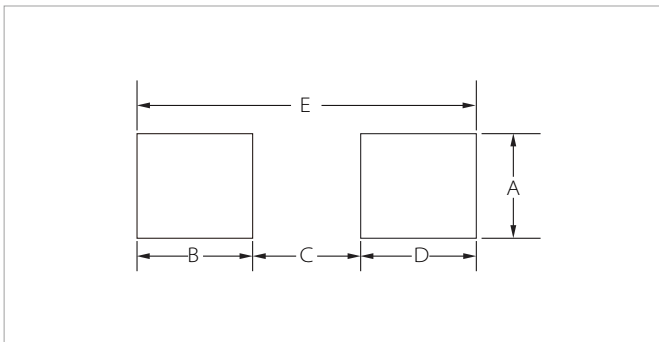


DO-214AC(SMA) PACKAGE INFORMATION



Ref.	Millimeters		Inches	
	Min.	Max.	Min.	Max.
A	1.20	1.60	0.047	0.063
B	4.20	4.60	0.165	0.181
C	2.60	2.80	0.102	0.110
D	2.10	2.40	0.083	0.094
E	0.76	1.52	0.030	0.060
F	0.02	0.20	0.001	0.008
G	4.85	5.25	0.191	0.207
H	0.15	0.30	0.006	0.012

RECOMMENDED PAD LAYOUT DIMENSIONS



Ref.	Millimeters		Inches	
	Min.	Max.	Min.	Max.
A	1.63	-	0.064	-
B	1.45	-	0.057	-
C	-	2.80	-	0.090
D	1.45	-	0.057	-
E	5.28REF		0.208REF	

ORDERING INFORMATION

Part Number	Component Package	QTY/Reel	Reel Size
SMAJxx(C)A	DO-214AC(SMA)	5000PCS	13"

Headquarters

No.3387 Shendu Road Pujiang
I&E Park
Minhang Shanghai China
201000

Hotline

400-021-5756

Web

<https://www.semiware.com>

Sales Center

Tel: 86-21-3463-7458
Email: sales18@semiware.com

Customer Service

Tel: 86-21-5484-1001
Email: sales17@semiware.com

Technical Support

Tel: 86-21-3463-7654
Email: fae01@semiware.com

Complaint & Suggestions

Tel: 86-21-3463-7172
Ext: 8868
Email: cs03@semiware.com

By QR Code

Website



Wechat

To find your local partner within Semiware's global network: www.semiware.com

© 2022 Semiware Semiconductor Inc.

The content of this document has been carefully checked and understood. However, neither Semiware nor its subsidiaries assume any liability whatsoever for any errors or inaccuracies of this document and the consequences thereof. Published specifications are subject to change without notice. Product suitability for any area of application must ultimately be determined by the customer. In all cases, products must never be operated outside their published specifications. Semiware does not guarantee the availability of all published products. This disclaimer shall be governed by substantive Chinese law and resulting disputes shall be settled by the courts at the place of business of Semiware. Latest publications and a complete disclaimer can be downloaded from the Semiware website. All trademarks recognized.