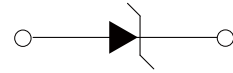


## FEATURES

- | Low Power Loss High Efficiency
- | Ideal For Automated Placement
- | Guard Ring For Over-voltage Protection
- | High Surge Current Capability



DO-214AC(SMA)



Schematic Symbol

## MECHANICAL DATA

- | Case: DO-214AC (SMA)
- | Polarity: Color Band Denotes Cathode End
- | Mounting Position: Any

## APPROVALS

<b>RoHS</b>	Compliance with 2011/65/EU
<b>HF</b>	Compliance with IEC61249-2-21:2003

## ABSOLUTE MAXIMUM RATINGS (T<sub>A</sub> = 25°C)

Parameter	Symbol	SS32A	SS33A	SS34A	SS35A	SS36A	SS39A	SS310A	SS315A	SS320A	Unit
Repetitive peak reverse voltage	V <sub>RRM</sub>	20	30	40	50	60	90	100	150	200	V
Reverse voltage, total RMS Value	V <sub>RMS</sub>	14	21	28	35	42	63	70	105	140	V
Maximum DC blocking voltage	V <sub>DC</sub>	20	30	40	50	60	90	100	150	200	V
Maximum average forward rectified current at T <sub>L</sub> =100°C	I <sub>F(AV)</sub>	3.0									A
Surge Peak forward surge current, 8.3ms single half sine-wave superimposed on rated load per diode	I <sub>FSM</sub>	70									A
Forward voltage per diode <sup>(1)</sup> I <sub>F</sub> =3A, T <sub>J</sub> =25°C	V <sub>F</sub>	0.55		0.72		0.85		0.95			V
Maximum DC reverse current at rated DC blocking voltage	T <sub>A</sub> = 25°C	0.5									mA
	T <sub>A</sub> = 100°C	20									mA
Critical rate of rise of off-state voltage	dV/dt	10,000									V/μs
Operating junction temperature range	T <sub>J</sub>	-55 to +150									°C
Storage temperature range	T <sub>STG</sub>	-55 to +150									°C

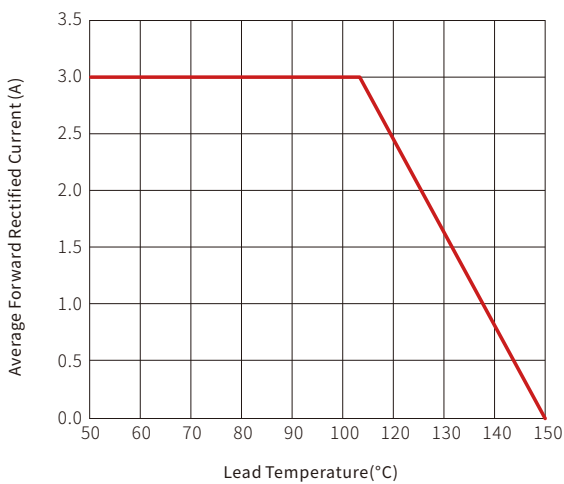
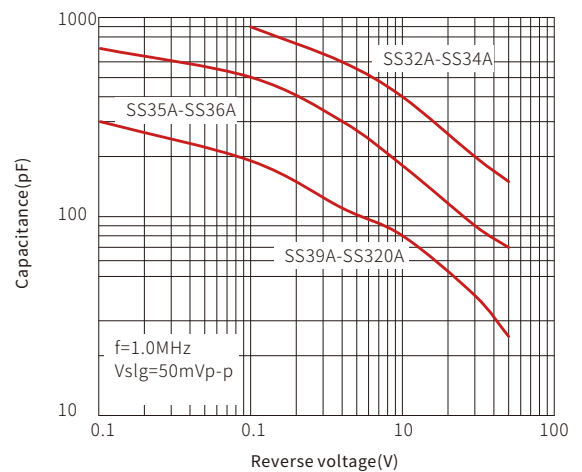
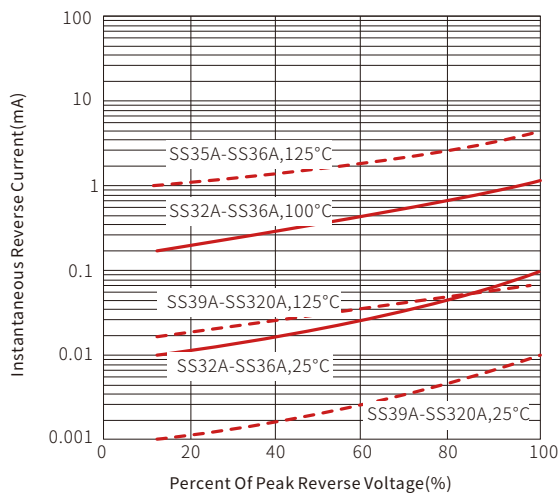
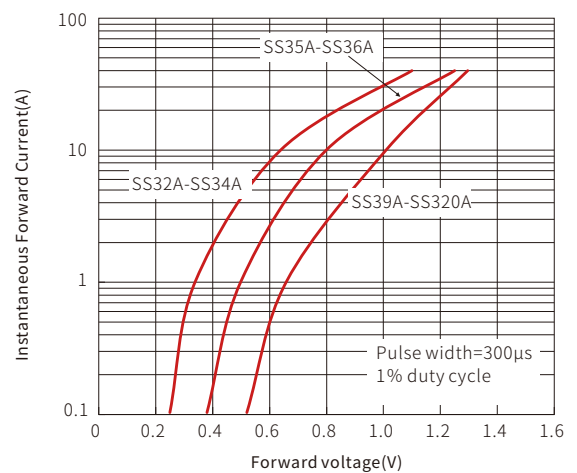
### Notes:

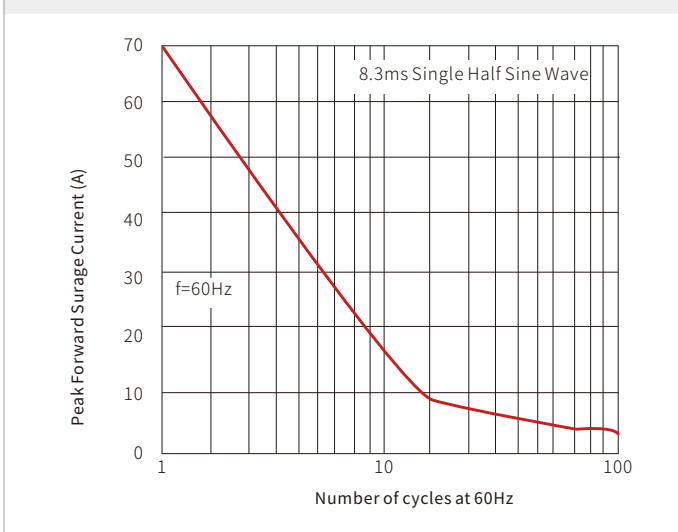
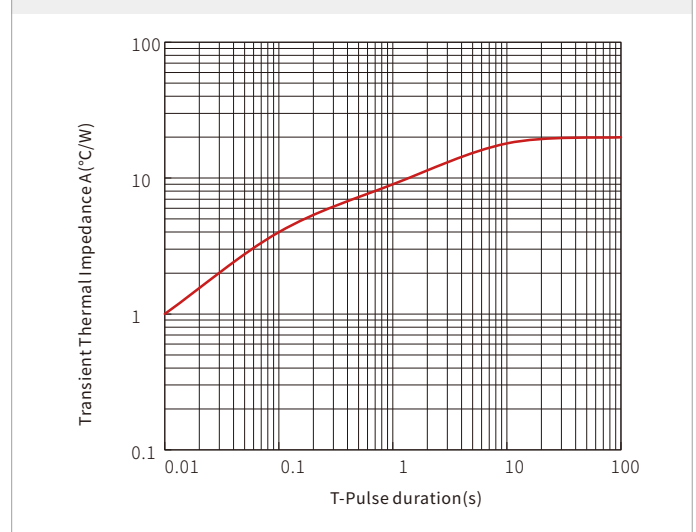
1. pulse test with PW=0.3ms
2. pulse test with PW=30ms

# THERMAL PERFORMANCE

Parameter	Symbol	TYP.	Unit
Junction to Ambient Thermal Resistance	$R_{\theta JA}$	66	$^{\circ}\text{C}/\text{W}$
Junction to Ambient Thermal Resistance	$R_{\theta JL}$	25	$^{\circ}\text{C}/\text{W}$

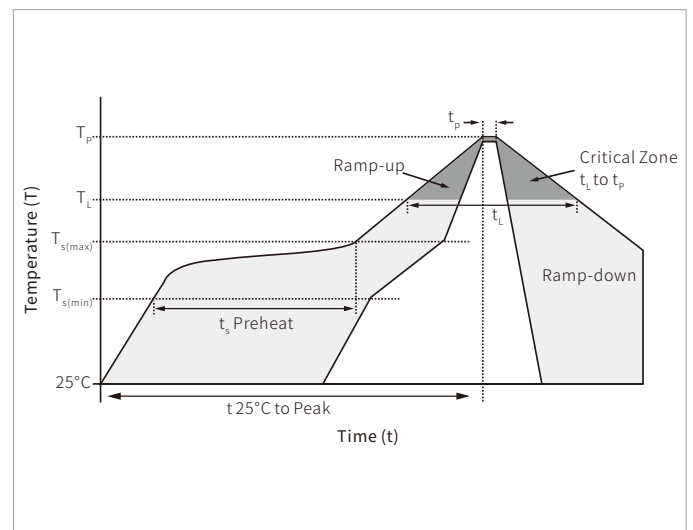
# CHARACTERISTIC CURVES

**Fig. 1- Derating Curve Output Rectified Current**

**Fig. 2-Typical Junction Capacitance**

**Fig. 3-Typical Reverse Characteristics**

**Fig. 4-Typical Forward Characteristics**


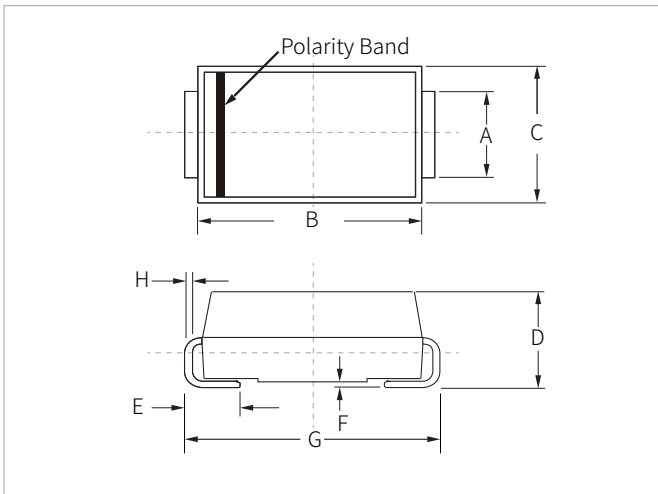
**Fig. 5-Maximum Non-repetitive Forward Surge Current**

**Fig. 6-Typical Transient Thermal Characteristics**


## SOLDERING PARAMETERS

Reflow Condition		Lead-free assembly
Pre Heat	Temperature Max ( $T_{s(min)}$ )	150°C
	Temperature Max ( $T_{s(max)}$ )	200°C
	Time (min to max) ( $t_s$ )	60 – 180 secs
Average ramp up rate (Liquidus Temp ( $T_L$ ) to peak)		3°C/second max
$T_{s(max)}$ to $T_L$ - Ramp-up Rate		3°C/second max
Reflow	Temperature ( $T_L$ ) (Liquidus)	217°C
	Time (min to max) ( $t_i$ )	60 – 150 seconds
Peak Temperature ( $T_p$ )		260°C
Time within 5°C of actual peak Temperature ( $t_p$ )		20 – 40 seconds
Ramp-down Rate		6°C/second max
Time 25°C to peak Temperature ( $T_p$ )		8 minutes max.
Do not exceed		260°C

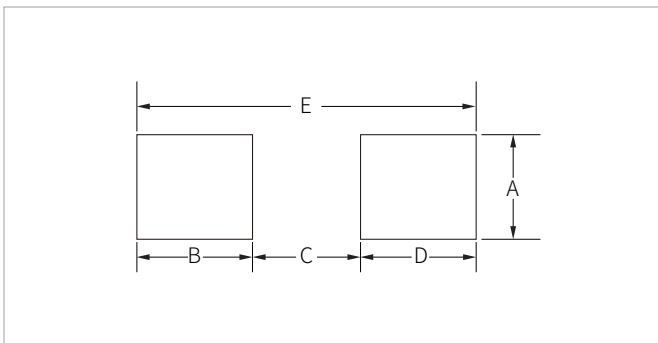


## DO-214AC(SMA) PACKAGE INFORMATION



Ref.	Millimeters		Inches	
	Min.	Max.	Min.	Max.
A	1.20	1.60	0.047	0.063
B	4.20	4.60	0.165	0.181
C	2.40	2.80	0.094	0.110
D	2.00	2.40	0.079	0.094
E	0.76	1.52	0.030	0.060
F	0.02	0.20	0.001	0.008
G	4.85	5.25	0.191	0.207
H	0.15	0.30	0.006	0.012

## RECOMMENDED PAD LAYOUT DIMENSIONS



Ref.	Millimeters		Inches	
	Min.	Max.	Min.	Max.
A	1.63	-	0.064	-
B	1.45	-	0.057	-
C	-	2.80	-	0.090
D	1.45	-	0.057	-
E	5.28REF		0.208REF	

## ORDERING INFORMATION

Part Number	Size	QTY/Reel	Reel Size
SS32A-320A	DO-214AC(SMA)	5000PCS	13"

**Headquarters**

No.3387 Shendu Road  
Pujiang I&E Park  
Minhang Shanghai China  
201000

**Hotline**

400-021-5756

**Web**

<https://www.semiware.com>

**Sales Center**

Tel: 86-21-3463-7458  
Email: [sales18@semiware.com](mailto:sales18@semiware.com)

**Customer Service**

Tel: 86-21-5484-1001  
Email: [sales17@semiware.com](mailto:sales17@semiware.com)

**Technical Support**

Tel: 86-21-3463-7654  
Email: [fae01@semiware.com](mailto:fae01@semiware.com)

**Complaint & Suggestions**

Tel: 86-21-3463-7172  
Ext: 8868  
Email: [cs03@semiware.com](mailto:cs03@semiware.com)

**By QR Code**

Website



Wechat

To find your local partner within Semiware' s global website: [www.semiware.com](http://www.semiware.com)

© 2022 Semiware Semiconductor Inc.

The content of this document has been carefully checked and understood. However, neither Semiware nor its subsidiaries assume any liability whatsoever for any errors or inaccuracies of this document and the consequences thereof. Published specifications are subject to change without notice. Product suitability for any area of application must ultimately be determined by the customer. In all cases, products must never be operated outside their published specifications. Semiware does not guarantee the availability of all published products. This disclaimer shall be governed by substantive Chinese law and resulting disputes shall be settled by the courts at the place of business of Semiware. Latest publications and a complete disclaimer can be downloaded from the Semiware website. All trademarks recognized.