

## FEATURES

- | Plastic package has Underwriters Laboratory  
Flammability Classification 94V-O utilizing  
Flame Retardant Epoxy Molding Compound
- | Ultra Fast switching for high efficiency


**DO-41**

## MECHANICAL DATA

- | Case : Molded plastic body
- | Polarity: Band denotes cathode
- | Mounting Position : Any

## APPROVALS

<b>RoHS</b>	Compliance with 2011/65/EU
<b>HF</b>	Compliance with IEC61249-2-21:2003

## MAXIMUM RATINGS AND CHARACTERISTICS (T<sub>A</sub>=25°C)

Parameter	Symbol	UF4001	UF4002	UF4003	UF4004	UF4005	UF4006	UF4007	Unit
Marking		UF4001	UF4002	UF4003	UF4004	UF4005	UF4006	UF4007	
Maximum Recurrent Peak Reverse Voltage	V <sub>RRM</sub>	50	100	200	400	600	800	1000	
Maximum RMS Voltage	V <sub>RMS</sub>	35	70	140	280	420	560	700	V
Maximum DC Blocking Voltage	V <sub>DC</sub>	50	100	200	400	600	800	1000	
Maximum Average Forward Current 0.375" (9.5mm) lead length at T <sub>A</sub> =55°C	I <sub>F(AV)</sub>	1							A
Peak Forward Surge Current : 8.3ms single half sine-wave superimposed on rated load	I <sub>FSM</sub>	30							
Maximum Forward Voltage at I <sub>F</sub> =1 A	V <sub>F</sub>	1			1.3		1.7		V
Maximum DC reverse current at rated DC blocking voltage	T <sub>J</sub> =25°C	10							μA
	T <sub>J</sub> =100°C	500							
Typical Junction capacitance (Note 1)	C <sub>J</sub>	17							pF
Typical Thermal Resistance(Note 2)	R <sub>θJA</sub>	60							°C/W
Maximum Reverse Recovery Time (Note 3)	t <sub>rr</sub>	50				75			ns
Operating junction and storage temperature range	T <sub>J</sub> , T <sub>STG</sub>	-55~+150							°C

### NOTES:

1. Measured at 1 MHz and applied reverse voltage of 4 VDC.
2. Thermal Resistance from Junction to Ambient and from Junction to lead length 0.375" (9.5mm) P.C.B. mounted.
3. Reverse Recovery Time I<sub>F</sub>=0.5A, I<sub>R</sub>=1A, I<sub>rr</sub>=0.25A

# CHARACTERISTIC CURVES

Fig.1 Forward Current Derating Curve

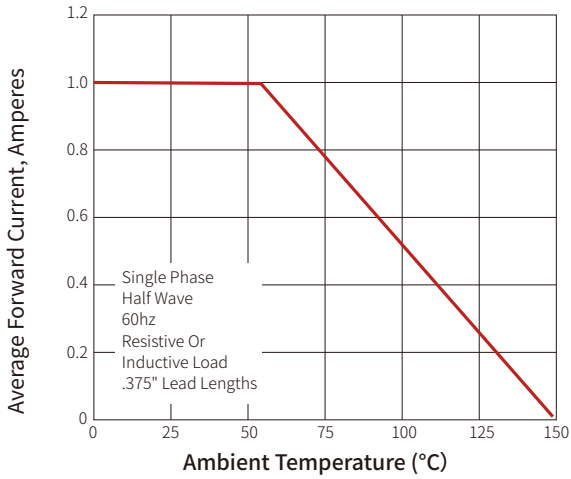


Fig.2 Peak Forward Surge Current

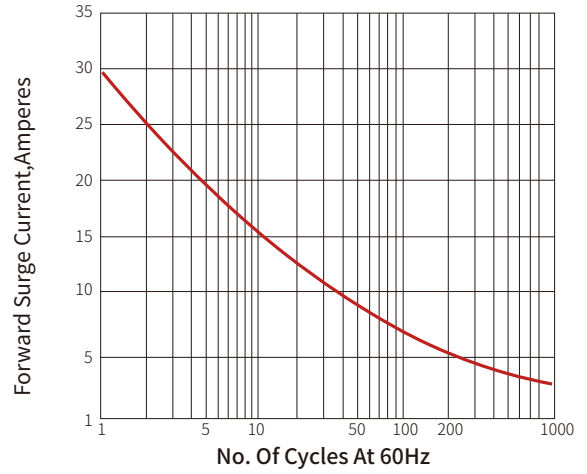


Fig.3 Forward Characteristics

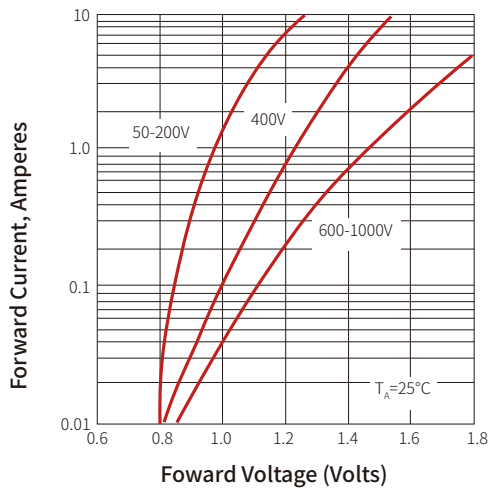


Fig.4 Typical Reverse Characteristics

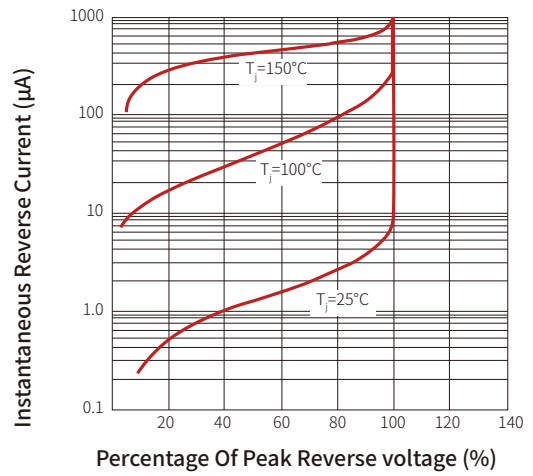
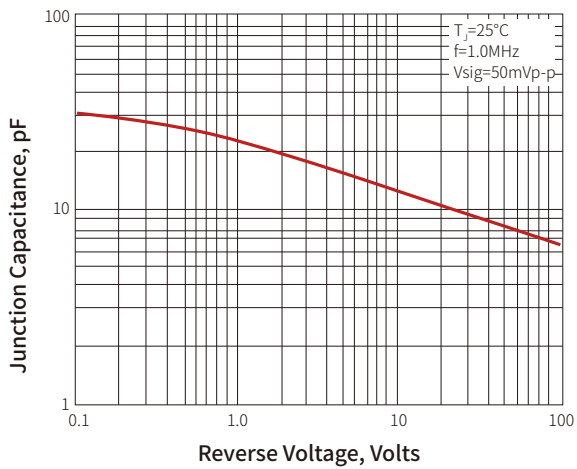
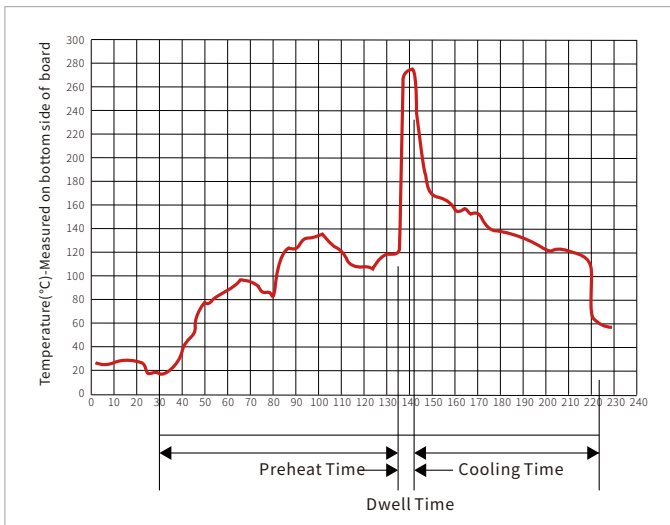


Fig.5 Typical Junction Capacitance

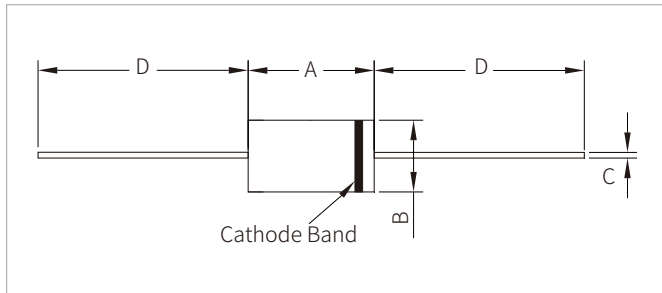


## WAVE SOLDERING



Wave Parameter		Lead-free assembly
Pre Heat	Temperature Min	100°C
	Temperature Max	150°C
	Time(min to max)	60 – 180 secs
Solder pot Temperature		280°C Max
Solder Dwell Time		2-5 seconds

## DO-41 PACKAGE INFORMATION



Ref.	Millimeters		Inches	
	Min.	Max.	Min.	Max.
A	4.10	5.20	0.160	0.205
B	2.00	2.70	0.080	0.107
C	0.71	0.86	0.028	0.034
D	25.40	-	1.000	-

## ORDERING INFORMATION

Part Number	Component Package	Per Carton	Description
UF4001-UF4007	DO-41	5000pcs	Box

**Headquarters**

No.3387 Shendu Road  
Pujiang I&E Park  
Minhang Shanghai China  
201000

**Hotline**

400-021-5756

**Web**

<https://www.semiware.com>

**Sales Center**

Tel: 86-21-3463-7458  
Email: [sales18@semiware.com](mailto:sales18@semiware.com)

**Customer Service**

Tel: 86-21-5484-1001  
Email: [sales17@semiware.com](mailto:sales17@semiware.com)

**Technical Support**

Tel: 86-21-3463-7654  
Email: [fae01@semiware.com](mailto:fae01@semiware.com)

**Complaint & Suggestions**

Tel: 86-21-3463-7172  
Ext: 8868  
Email: [cs03@semiware.com](mailto:cs03@semiware.com)

**By QR Code**

Website



Wechat

To find your local partner within Semiware's global website: [www.semiware.com](http://www.semiware.com)

© 2022 Semiware Semiconductor Inc.

The content of this document has been carefully checked and understood. However, neither Semiware nor its subsidiaries assume any liability whatsoever for any errors or inaccuracies of this document and the consequences thereof. Published specifications are subject to change without notice. Product suitability for any area of application must ultimately be determined by the customer. In all cases, products must never be operated outside their published specifications. Semiware does not guarantee the availability of all published products. This disclaimer shall be governed by substantive Chinese law and resulting disputes shall be settled by the courts at the place of business of Semiware. Latest publications and a complete disclaimer can be downloaded from the Semiware website. All trademarks recognized.