

FEATURES

- | Open Junction chip
- | Low reverse leakage
- | High forward surge current capability



DO-41

MECHANICAL DATA

- | Case : Molded plastic body
- | Polarity symbol marking on body
- | Mounting Position : Any

APPROVALS

RoHS	Compliance with 2011/65/EU
HF	Compliance with IEC61249-2-21:2003

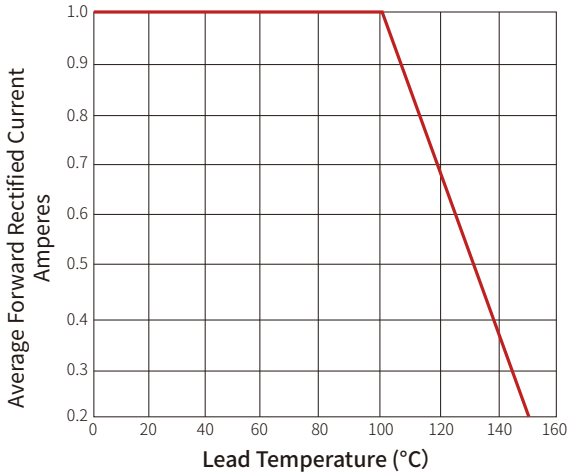
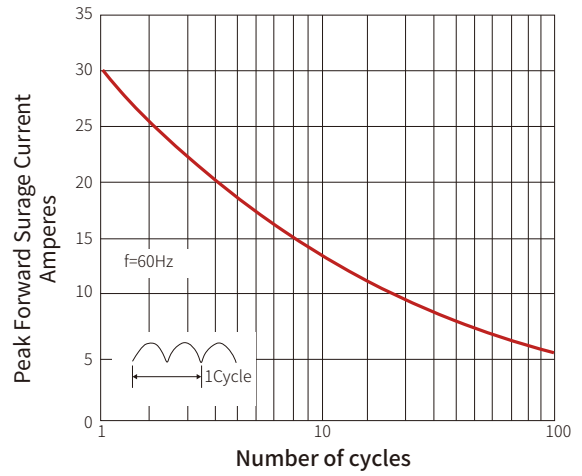
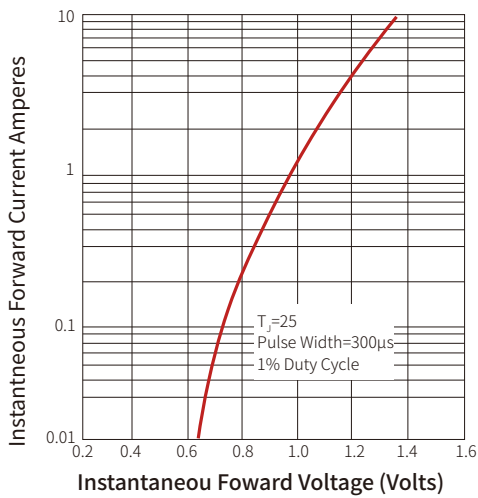
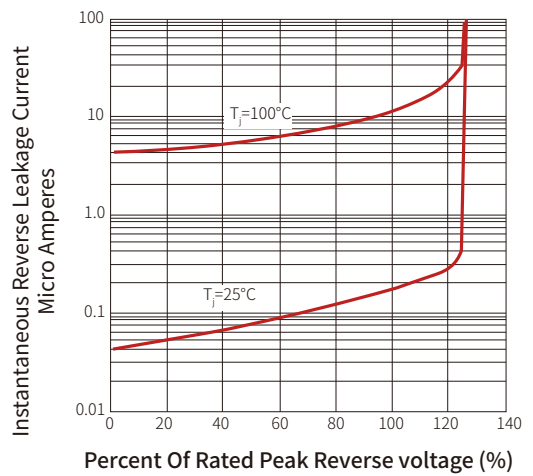
MAXIMUM RATINGS AND CHARACTERISTICS (T_A=25°C)

Parameter	Symbol	1N4001	1N4002	1N4003	1N4004	1N4005	1N4006	1N4007	Unit
Marking		1N4001	1N4002	1N4003	1N4004	1N4005	1N4006	1N4007	
Maximum Recurrent Peak Reverse Voltage	V _{RRM}	50	100	200	400	600	800	1000	V
Maximum RMS Voltage	V _{RMS}	35	70	140	280	420	560	700	
Maximum DC Blocking Voltage	V _{DC}	50	100	200	400	600	800	1000	
Maximum Average Forward Rectified Current at T _L =100°C	I _{F(AV)}	1.0							A
Non-Repetitive Peak Forward Surge Current 8.3ms Singlehalf Sine-Wave	I _{FSM}	30.0							
Maximum Forward Voltage at I _F =1.0 A	V _F	1.0							V
Maximum DC Reverse Current At Rated DC Blocking Voltage	T _A =25°C	5							μA
	T _A =100°C	200							
Typical Junction Capacitance (Note1)	C _J	21.0							pF
Typical Thermal Resistance	R _{θJA}	65.0							°C/W
Operating Junction And Storage Temperature Rang	T _J , T _{STG}	-55~+150							°C

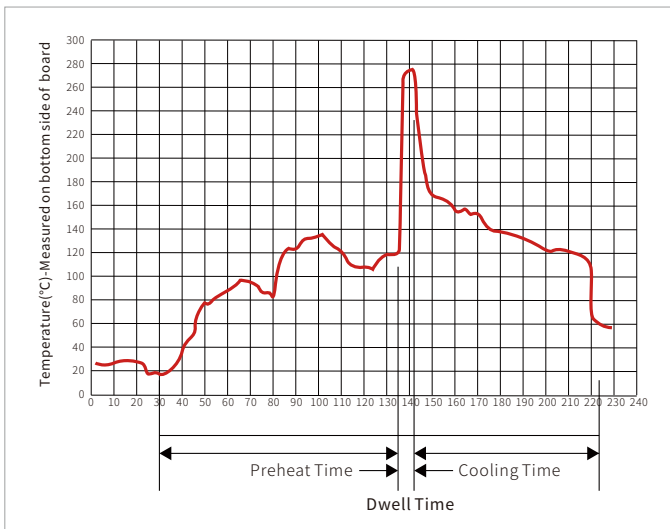
Note:

- 1) Measured at 1MHz and applied reverse voltage of 4.0V D.C

CHARACTERISTIC CURVES

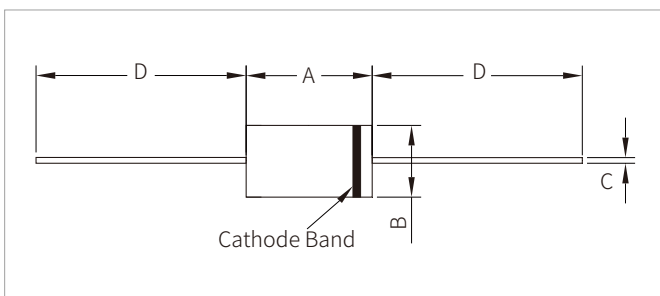
Fig.1 Derating Curve Output Rectified Current

Fig.2 Maximum Non-repetitive Peak Forward Surge Current Perleg

Fig.3 Typical Forward Voltage Characteristics

Fig.4 Typical Reverse Leakage Characteristics


WAVE SOLDERING



Wave Parameter		Lead-free assembly
Pre Heat	Temperature Min	100°C
	Temperature Max	150°C
	Time(min to max)	60 – 180 secs
Solder pot Temperature		280°C Max
Solder Dwell Time		2-5 seconds

DO-41 PACKAGE INFORMATION



Ref.	Millimeters		Inches	
	Min.	Max.	Min.	Max.
A	4.10	5.20	0.160	0.205
B	2.00	2.70	0.080	0.107
C	0.71	0.86	0.028	0.034
D	25.40	-	1.000	-

ORDERING INFORMATION

Part Number	Component Package	Per Carton	Description
1N4001-1N4007	DO-41	5000pcs	Box

Headquarters

No.3387 Shendu Road
Pujiang I&E Park
Minhang Shanghai China
201000

Hotline

400-021-5756

Web

<https://www.semiware.com>

Sales Center

Tel: 86-21-3463-7458
Email: sales18@semiware.com

Customer Service

Tel: 86-21-5484-1001
Email: sales17@semiware.com

Technical Support

Tel: 86-21-3463-7654
Email: fae01@semiware.com

Complaint & Suggestions

Tel: 86-21-3463-7172
Ext: 8868
Email: cs03@semiware.com

By QR Code

Website



Wechat

To find your local partner within Semiware's global website: www.semiware.com

© 2022 Semiware Semiconductor Inc.

The content of this document has been carefully checked and understood. However, neither Semiware nor its subsidiaries assume any liability whatsoever for any errors or inaccuracies of this document and the consequences thereof. Published specifications are subject to change without notice. Product suitability for any area of application must ultimately be determined by the customer. In all cases, products must never be operated outside their published specifications. Semiware does not guarantee the availability of all published products. This disclaimer shall be governed by substantive Chinese law and resulting disputes shall be settled by the courts at the place of business of Semiware. Latest publications and a complete disclaimer can be downloaded from the Semiware website. All trademarks recognized.