


FEATURES

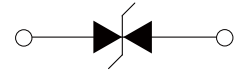
- | Low profile package
- | Ideal for automated placement
- | 1500 Watt peak pulse power capability with a 10/1000 μ s waveform
- | For surface mounted applications to optimize board space
- | Excellent clamping capability
- | Very fast response time
- | Low incremental surge resistance



DO-214AA(SMB)



Uni-directional



Bi-directional

APPLICATIONS

- | Power supply protection
- | Automotive application
- | Industrial application
- | Power management

APPROVALS

RoHS	Compliance with 2011/65/EU
HF	Compliance with IEC61249-2-21:2003

MAXIMUM RATINGS ($T_A=25^\circ\text{C}$)

Parameter	Symbo	Value	Unit
Peak Pulse Power Dissipation on 10/1000 μ s waveform (Note1, Note2).	P_{PPM}	1500	Watts
Steady State Power Dissipation at $T_A=50^\circ\text{C}$ (Note2).	P_D	6.5	Watts

- Notes :** 1.Non-repetitive current pulse, $T_A=25^\circ\text{C}$.
 2.Mounted on 5.0mm*5.0mm (0.03mm thick) Copper Pads to each terminal.

THERMAL CONSIDERATIONS

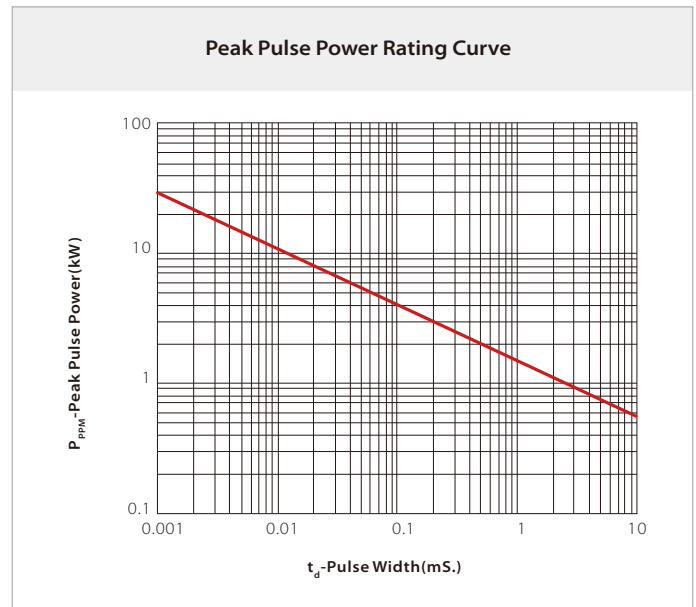
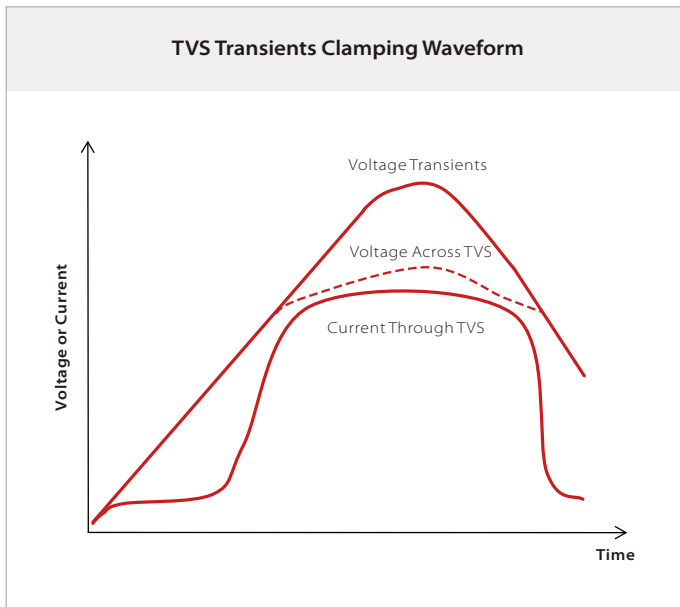
Parameter	Symbol	Value	Unit
Operating Junction Temperature	T_J	-55 to +150	$^\circ\text{C}$
Storage Temperature Range	T_{STG}	-55 to +150	$^\circ\text{C}$
Junction to Ambient on printed circuit	$R_{\theta JA}$	90	$^\circ\text{C}/\text{W}$

ELECTRICAL CHARACTERISTICS (T_A=25°C)

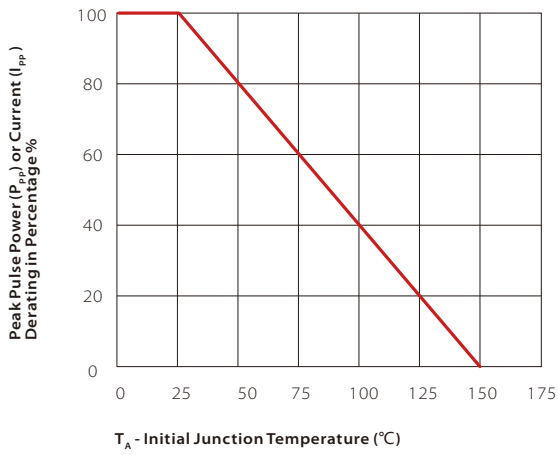
Part Number		Device Marking Code		Reverse Stand-off Voltage	Breakdown Voltage Min.@I _T	Breakdown Voltage Max.@I _T	Test Current	Maximum Clamping Voltage @I _{PP}	Peak Pulse Current	Reverse Leakage @V _{RWM}
Uni-Polar	Bi-Polar	Uni	Bi	V _{RWM} (V)	V _{BR} (V)	V _{BR} (V)	I _T (mA)	V _C (V)	I _{PP} (A)	I _R (uA)
SMB15J11A	SMB15J11CA	GDZ	BDZ	11.0	12.2	13.5	10	18.2	82.4	800
SMB15J12A	SMB15J12CA	GEE	BEE	12.0	13.3	14.7	10	19.9	75.4	800
SMB15J13A	SMB15J13CA	GEG	BEG	13.0	14.4	15.9	10	21.5	69.8	500
SMB15J14A	SMB15J14CA	GEK	BEK	14.0	15.6	17.2	10	23.2	64.7	200
SMB15J15A	SMB15J15CA	GEM	BEM	15.0	16.7	18.5	1	24.4	61.5	100
SMB15J16A	SMB15J16CA	GEP	BEP	16.0	17.8	19.7	1	26.0	57.7	50
SMB15J17A	SMB15J17CA	GER	BER	17.0	18.9	20.9	1	27.6	54.3	20
SMB15J18A	SMB15J18CA	GET	BET	18.0	20.0	22.1	1	29.2	51.4	10
SMB15J20A	SMB15J20CA	GEV	BEV	20.0	22.2	24.5	1	32.4	46.3	5
SMB15J22A	SMB15J22CA	GEX	BEX	22.0	24.4	26.9	1	35.5	42.3	1
SMB15J24A	SMB15J24CA	GEZ	BEZ	24.0	26.7	29.5	1	38.9	38.6	1
SMB15J26A	SMB15J26CA	GFE	BFE	26.0	28.9	31.9	1	42.1	35.6	1
SMB15J28A	SMB15J28CA	GFG	BFG	28.0	31.1	34.4	1	45.4	33.0	1
SMB15J30A	SMB15J30CA	GFK	BFK	30.0	33.3	36.8	1	48.4	31.0	1
SMB15J33A	SMB15J33CA	GFM	BFM	33.0	36.7	40.6	1	53.3	28.1	1
SMB15J36A	SMB15J36CA	GFP	BFP	36.0	40.0	44.2	1	58.1	25.8	1
SMB15J40A	SMB15J40CA	GFR	BFR	40.0	44.4	49.1	1	64.5	23.3	1
SMB15J43A	SMB15J43CA	GFT	BFT	43.0	47.8	52.8	1	69.4	21.6	1
SMB15J45A	SMB15J45CA	GFV	BFV	45.0	50.0	55.3	1	72.7	20.6	1
SMB15J48A	SMB15J48CA	GFX	BFX	48.0	53.3	58.9	1	77.4	19.4	1
SMB15J51A	SMB15J51CA	GFZ	BFZ	51.0	56.7	62.7	1	82.4	18.2	1
SMB15J54A	SMB15J54CA	GGE	BGE	54.0	60.0	66.3	1	87.1	17.2	1
SMB15J58A	SMB15J58CA	GGG	BGG	58.0	64.4	71.2	1	93.6	16.0	1
SMB15J60A	SMB15J60CA	GGK	BGK	60.0	66.7	73.7	1	96.8	15.5	1
SMB15J64A	SMB15J64CA	GGM	BGM	64.0	71.1	78.6	1	103.0	14.6	1
SMB15J70A	SMB15J70CA	GGP	BGP	70.0	77.8	86.0	1	113.0	13.3	1
SMB15J75A	SMB15J75CA	GGR	BGR	75.0	83.3	92.1	1	121.0	12.4	1
SMB15J78A	SMB15J78CA	GGT	BGT	78.0	86.7	95.8	1	126.0	11.9	1
SMB15J85A	SMB15J85CA	GGV	BGV	85.0	94.4	104.0	1	137.0	10.9	1
SMB15J90A	SMB15J90CA	GGX	BGX	90.0	100.0	111.0	1	146.0	10.3	1
SMB15J100A	SMB15J100CA	GGZ	BGZ	100.0	111.0	123.0	1	162.0	9.3	1
SMB15J110A	SMB15J110CA	GHE	BHE	110.0	122.0	135.0	1	177.0	8.5	1

Part Number		Device Marking Code		Reverse Stand-off Voltage	Breakdown Voltage Min.@I _T	Breakdown Voltage Max.@I _T	Test Current	Maximum Clamping Voltage @I _{PP}	Peak Pulse Current	Reverse Leakage @V _{RWM}
Uni-Polar	Bi-Polar	Uni	Bi	V _{RWM} (V)	V _{BR} (V)	V _{BR} (V)	I _T (mA)	V _C (V)	I _{PP} (A)	I _R (uA)
SMB15J120A	SMB15J120CA	GHG	BHG	120.0	133.0	147.0	1	193.0	7.8	1
SMB15J130A	SMB15J130CA	GHK	BHK	130.0	144.0	159.0	1	209.0	7.2	1
SMB15J150A	SMB15J150CA	GHM	BHM	150.0	167.0	185.0	1	243.0	6.2	1
SMB15J160A	SMB15J160CA	GHP	BHP	160.0	178.0	197.0	1	259.0	5.8	1
SMB15J170A	SMB15J170CA	GHR	BHR	170.0	189.0	209.0	1	275.0	5.5	1

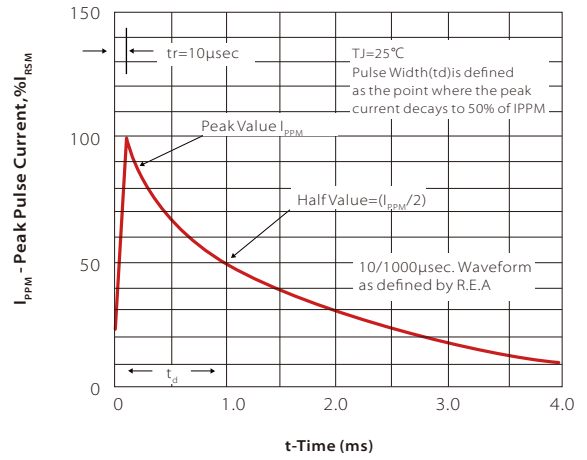
CHARACTERISTIC CURVES



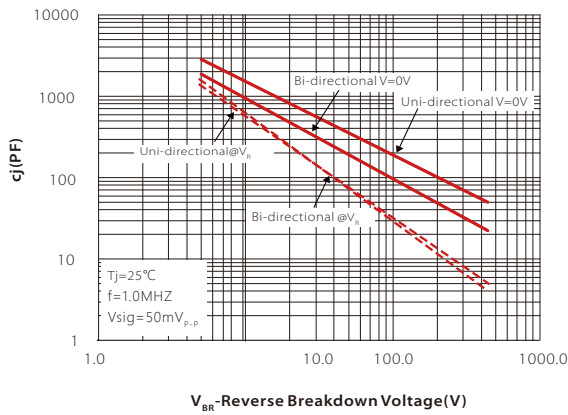
Pulse Derating Curve



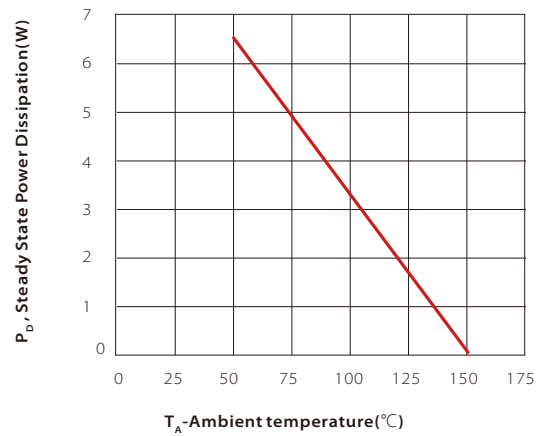
Pulse Waveform



Typical Junction Capacitance

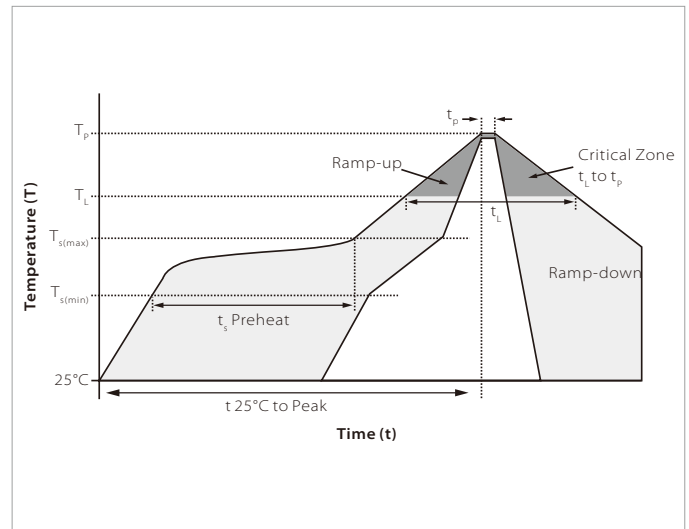


Steady State Power Dissipation Derating Curve

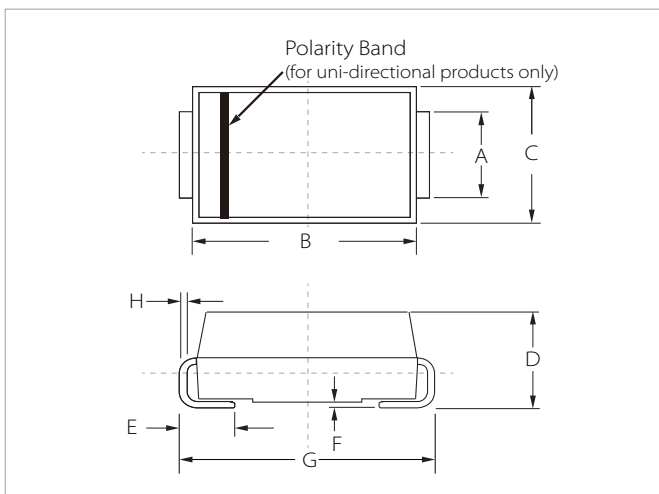


SOLDERING PARAMETERS

Reflow Condition		Lead-free assembly
Pre Heat	Temperature Max ($T_{s(min)}$)	150°C
	Temperature Max ($T_{s(max)}$)	200°C
	Time (min to max) (t_s)	60 – 180 secs
Average ramp up rate (Liquidus Temp (T_L) to peak)		3°C/second max
$T_{s(max)}$ to T_L - Ramp-up Rate		3°C/second max
Reflow	Temperature (T_L) (Liquidus)	217°C
	Time (min to max) (t_r)	60 – 150 seconds
Peak Temperature (T_p)		260°C
Time within 5°C of actual peak Temperature (t_p)		20 – 40 seconds
Ramp-down Rate		6°C/second max
Time 25°C to peak Temperature (T_p)		8 minutes max.
Do not exceed		260°C

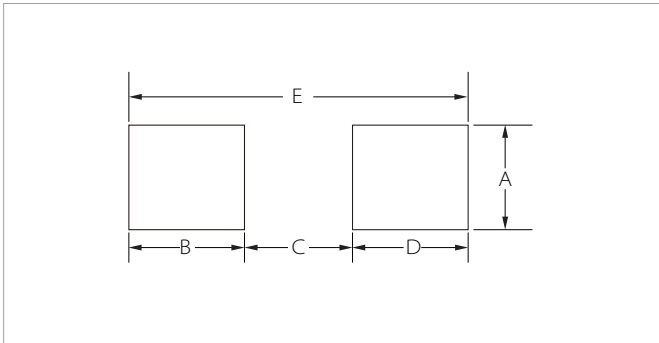


DO-214AA(SMB) PACKAGE INFORMATION



Ref.	Millimeters		Inches	
	Min.	Max.	Min.	Max.
A	1.80	2.20	0.071	0.087
B	4.30	4.70	0.170	0.185
C	3.40	3.90	0.134	0.153
D	2.15	2.55	0.085	0.100
E	1.00	1.50	0.039	0.059
F	0.02	0.20	0.001	0.008
G	5.10	5.50	0.200	0.216
H	0.15	0.30	0.006	0.012

RECOMMENDED PAD LAYOUT DIMENSIONS



Ref.	Millimeters		Inches	
	Min.	Max.	Min.	Max.
A	2.20	-	0.087	-
B	1.45	-	0.057	-
C	-	2.55	-	0.010
D	1.45	-	0.057	-
E	5.60REF		0.220REF	

ORDERING INFORMATION

Part Number	Component Package	QTY/Reel	Reel Size
SMB15Jxx(C)A	DO-214AA(SMB)	3000PCS	13"

Headquarters

No.3387 Shendu Road Pujiang
I&E Park
Minhang Shanghai China
201000

Hotline

400-021-5756

Web

<https://www.semiware.com>

Sales Center

Tel: 86-21-3463-7458
Email: sales18@semiware.com

Customer Service

Tel: 86-21-5484-1001
Email: sales17@semiware.com

Technical Support

Tel: 86-21-3463-7654
Email: fae01@semiware.com

Complaint & Suggestions

Tel: 86-21-3463-7172
Ext: 8868
Email: cs03@semiware.com

By QR Code

Website



Wechat

To find your local partner within Semiware's global network: www.semiware.com

© 2022 Semiware Semiconductor Inc.

The content of this document has been carefully checked and understood. However, neither Semiware nor its subsidiaries assume any liability whatsoever for any errors or inaccuracies of this document and the consequences thereof. Published specifications are subject to change without notice. Product suitability for any area of application must ultimately be determined by the customer. In all cases, products must never be operated outside their published specifications. Semiware does not guarantee the availability of all published products. This disclaimer shall be governed by substantive Chinese law and resulting disputes shall be settled by the courts at the place of business of Semiware. Latest publications and a complete disclaimer can be downloaded from the Semiware website. All trademarks recognized.