

FEATURES

- | Plastic package
- | Glass passivated chip junction in DO-15 Package
- | 600W peak pulse power capability on 10/1000us waveform
- | Excellent clamping capability
- | Low zener impedance
- | Fast response time: typically less than 1.0ps from 0 Volts to V_{BR} Min
- | Typical IR less than 1uA above 12V
- | Polarity: Color band denoted cathode except bidirectional
- | Mounting Position: Any



DO-15



Bi-directional



Uni-directional

Schematic Symbol

APPROVALS

RoHS	Compliance with 2011/65/EU
HF	Compliance with IEC61249-2-21:2003

MAXIMUM RATINGS AND CHARACTERISTICS ($T_A=25^{\circ}\text{C}$)

Parameter	Symbol	Value	Unit
Peak pulse power dissipation at 10/1000 μ s waveform	P_{PP}	600	W
Steady state power dissipation at $T_L=75^{\circ}\text{C}$	P_D	5.0	
Peak Pulse Current of on 10/1000us waveform(Note1)	I_{PPM}	See Table	A
Peak forward surge current, 8.3ms single half sine-wave for unidirectional only	I_{FSM}	100	
Typical thermal resistance, junction to ambient	$R_{\theta JA}$	75	$^{\circ}\text{C}/\text{W}$
Operating junction and storage temperature range	T_J, T_{STG}	-55 to +150	$^{\circ}\text{C}$

ELECTRICAL CHARACTERISTICS (T_A=25°C)

Part Number		Marking Code		V _R	V _{BR} @I _T		I _T	V _C @I _{PP}	I _{PP} ^①	I _R @V _R
Uni-Polar	Bi-Polar	Uni-Polar	Bi-Polar	V	Min(V)	Max (V)	mA	V	A	Max(μA)
P6KE6.8A	P6KE6.8CA	P6KE6.8A	P6KE6.8CA	5.8	6.45	7.14	10	10.5	58.1	1000
P6KE7.5A	P6KE7.5CA	P6KE7.5A	P6KE7.5CA	6.4	7.13	7.88	10	11.3	54.0	500
P6KE8.2A	P6KE8.2CA	P6KE8.2A	P6KE8.2CA	7.02	7.79	8.61	10	12.1	50.4	200
P6KE9.1A	P6KE9.1CA	P6KE9.1A	P6KE9.1CA	7.78	8.65	9.55	1.0	13.4	45.5	50
P6KE10A	P6KE10CA	P6KE10A	P6KE10CA	8.55	9.50	10.5	1.0	14.5	42.1	10
P6KE11A	P6KE11CA	P6KE11A	P6KE11CA	9.4	10.5	11.6	1.0	15.6	39.1	5.0
P6KE12A	P6KE12CA	P6KE12A	P6KE12CA	10.2	11.4	12.6	1.0	16.7	36.5	5.0
P6KE13A	P6KE13CA	P6KE13A	P6KE13CA	11.1	12.4	13.7	1.0	18.2	33.5	1.0
P6KE15A	P6KE15CA	P6KE15A	P6KE15CA	12.8	14.3	15.8	1.0	21.2	28.8	1.0
P6KE16A	P6KE16CA	P6KE16A	P6KE16CA	13.6	15.2	16.8	1.0	22.5	27.1	1.0
P6KE18A	P6KE18CA	P6KE18A	P6KE18CA	15.3	17.2	18.9	1.0	25.5	24.2	1.0
P6KE20A	P6KE20CA	P6KE20A	P6KE20CA	17.1	19.0	21.0	1.0	27.7	22.0	1.0
P6KE22A	P6KE22CA	P6KE22A	P6KE22CA	18.8	20.9	23.1	1.0	30.6	19.9	1.0
P6KE24A	P6KE24CA	P6KE24A	P6KE24CA	20.5	22.8	25.2	1.0	33.2	18.4	1.0
P6KE27A	P6KE27CA	P6KE27A	P6KE27CA	23.1	25.7	28.4	1.0	37.5	16.3	1.0
P6KE30A	P6KE30CA	P6KE30A	P6KE30CA	25.6	28.5	31.5	1.0	41.4	14.7	1.0
P6KE33A	P6KE33CA	P6KE33A	P6KE33CA	28.2	31.4	34.7	1.0	45.7	13.3	1.0
P6KE36A	P6KE36CA	P6KE36A	P6KE36CA	30.8	34.2	37.8	1.0	49.9	12.2	1.0
P6KE39A	P6KE39CA	P6KE39A	P6KE39CA	33.3	37.1	41.0	1.0	53.9	11.3	1.0
P6KE43A	P6KE43CA	P6KE43A	P6KE43CA	36.8	40.9	45.2	1.0	59.3	10.3	1.0
P6KE47A	P6KE47CA	P6KE47A	P6KE47CA	40.2	44.7	49.4	1.0	64.8	9.4	1.0
P6KE51A	P6KE51CA	P6KE51A	P6KE51CA	43.6	48.5	53.6	1.0	70.1	8.7	1.0
P6KE56A	P6KE56CA	P6KE56A	P6KE56CA	47.8	53.2	58.8	1.0	77.0	7.9	1.0
P6KE62A	P6KE62CA	P6KE62A	P6KE62CA	53.0	58.9	65.1	1.0	85.0	7.2	1.0

Part Number		Marking Code		V_R	$V_{BR}@I_T$		I_T	$V_C@I_{PP}$	$I_{PP}^{①}$	$I_R@V_R$
Uni-Polar	Bi-Polar	Uni-Polar	Bi-Polar	V	Min(V)	Max (V)	mA	V	A	Max(μA)
P6KE68A	P6KE68CA	P6KE68A	P6KE68CA	58.1	64.6	71.4	1.0	92.0	6.6	1.0
P6KE75A	P6KE75CA	P6KE75A	P6KE75CA	64.1	71.3	78.8	1.0	103.0	5.9	1.0
P6KE82A	P6KE82CA	P6KE82A	P6KE82CA	70.1	77.9	86.1	1.0	113.0	5.4	1.0
P6KE91A	P6KE91CA	P6KE91A	P6KE91CA	77.8	86.5	95.5	1.0	125.0	4.9	1.0
P6KE100A	P6KE100CA	P6KE100A	P6KE100CA	85.5	95.0	105.0	1.0	137.0	4.5	1.0
P6KE110A	P6KE110CA	P6KE110A	P6KE110CA	94.0	105.0	116.0	1.0	152.0	4.0	1.0
P6KE120A	P6KE120CA	P6KE120A	P6KE120CA	102.0	114.0	126.0	1.0	165.0	3.7	1.0
P6KE150A	P6KE150CA	P6KE150A	P6KE150CA	128.0	143.0	158.0	1.0	207.0	2.9	1.0
P6KE160A	P6KE160CA	P6KE160A	P6KE160CA	136.0	152.0	168.0	1.0	219.0	2.8	1.0
P6KE170A	P6KE170CA	P6KE170A	P6KE170CA	145.0	162.0	179.0	1.0	234.0	2.6	1.0
P6KE180A	P6KE180CA	P6KE180A	P6KE180CA	154.0	171.0	189.0	1.0	246.0	2.5	1.0
P6KE200A	P6KE200CA	P6KE200A	P6KE200CA	171.0	190.0	210.0	1.0	274.0	2.2	1.0
P6KE220A	P6KE220CA	P6KE220A	P6KE220CA	185.0	209.0	231.0	1.0	328.0	1.9	1.0
P6KE250A	P6KE250CA	P6KE250A	P6KE250CA	214.0	237.0	263.0	1.0	344.0	1.8	1.0
P6KE300A	P6KE300CA	P6KE300A	P6KE300CA	256.0	285.0	315.0	1.0	414.0	1.5	1.0
P6KE350A	P6KE350CA	P6KE350A	P6KE350CA	300.0	332.0	368.0	1.0	482.0	1.3	1.0
P6KE400A	P6KE400CA	P6KE400A	P6KE400CA	342.0	380.0	420.0	1.0	548.0	1.1	1.0
P6KE440A	P6KE440CA	P6KE440A	P6KE440CA	376.0	418.0	462.0	1.0	602.0	1.0	1.0
P6KE480A	P6KE480CA	P6KE480A	P6KE480CA	408.0	456.0	504.0	1.0	658.0	0.9	1.0
P6KE510A	P6KE510CA	P6KE510A	P6KE510CA	434.0	485.0	535.0	1.0	698.0	0.9	1.0
P6KE520A	P6KE520CA	P6KE520A	P6KE520CA	442.0	494.0	546.0	1.0	698.0	0.9	1.0
P6KE530A	P6KE530CA	P6KE530A	P6KE530CA	451.0	503.5	557.0	1.0	725.0	0.8	1.0
P6KE540A	P6KE540CA	P6KE540A	P6KE540CA	459.0	513.0	567.0	1.0	740.0	0.8	1.0
P6KE550A	P6KE550CA	P6KE550A	P6KE550CA	467.0	522.5	578.0	1.0	760.0	0.8	1.0
P6KE600A	P6KE600CA	P6KE600A	P6KE600CA	510.0	570.0	630.0	1.0	828.0	0.75	1.0

Note:

① Surge waveform: 10/1000μs

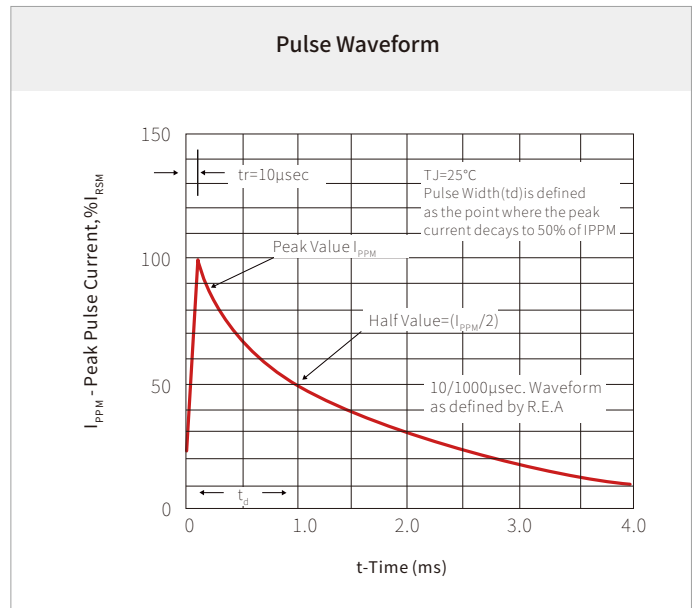
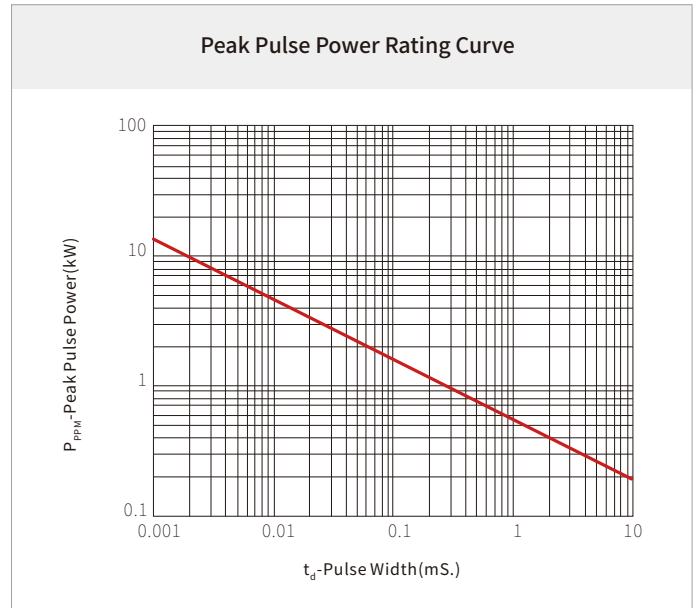
V_R : Stand-off voltage -- Maximum voltage that can be applied

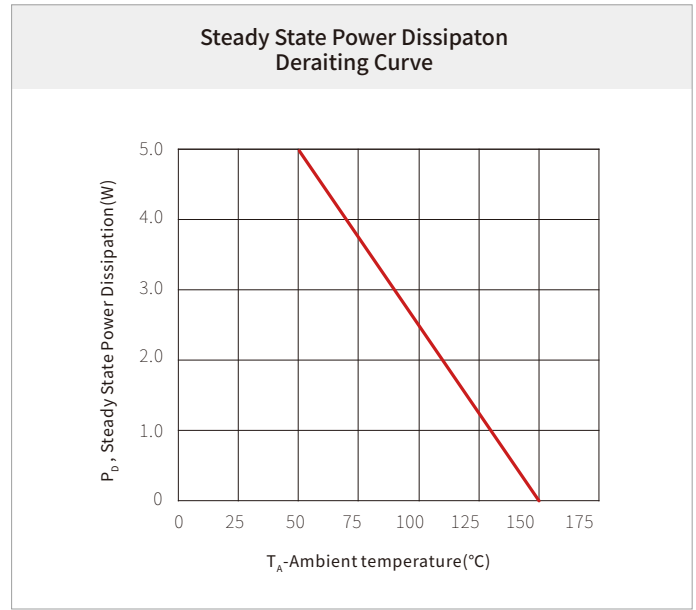
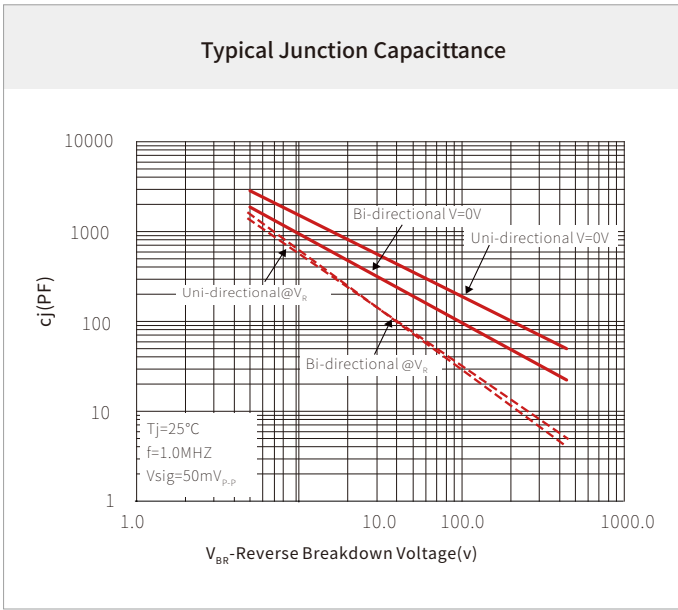
V_{BR} : Breakdown voltage

V_C : Clamping voltage -- Peak voltage measured across the suppressor at a specified I_{PP}

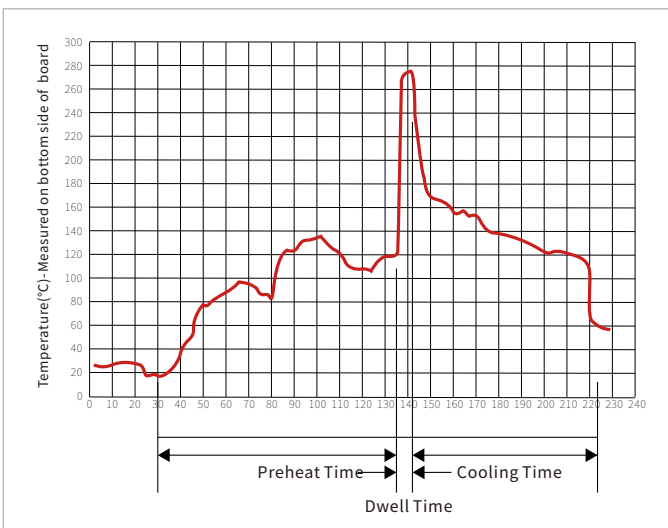
I_R : Reverse leakage current

CHARACTERISTIC CURVES





WAVE SOLDERING



Wave Parameter		Lead-free assembly
Pre Heat	Temperature Min	100 $^\circ\text{C}$
	Temperature Max	150 $^\circ\text{C}$
	Time (min to max)	60 – 180 secs
Solder pot Temperature		280 $^\circ\text{C}$ Max
Solder Dwell Time		2-5 seconds

DO-15 PACKAGE INFORMATION



Ref.	Millimeters		Inches	
	Min.	Max.	Min.	Max.
A	5.80	7.60	0.230	0.300
B	2.60	3.60	0.104	0.140
C	0.70	0.90	0.026	0.034
D	25.40	-	1.000	-

ORDERING INFORMATION

Part Number	Component Package	Per Carton	Description
P6KExxA/CA	DO-15	2000pcs	Box

Headquarters

No.3387 Shendu Road
Pujiang I&E Park
Minhang Shanghai China
201000

Hotline

400-021-5756

Web

<https://www.semiware.com>

Sales Center

Tel: 86-21-3463-7458
Email: sales18@semiware.com

Customer Service

Tel: 86-21-5484-1001
Email: sales17@semiware.com

Technical Support

Tel: 86-21-3463-7654
Email: fae01@semiware.com

Complaint & Suggestions

Tel: 86-21-3463-7172
Ext: 8868
Email: cs03@semiware.com

By QR Code

Website



Wechat

To find your local partner within Semiware' s global network: www.semiware.com

© 2022 Semiware Semiconductor Inc.

The content of this document has been carefully checked and understood. However, neither Semiware nor its subsidiaries assume any liability whatsoever for any errors or inaccuracies of this document and the consequences thereof. Published specifications are subject to change without notice. Product suitability for any area of application must ultimately be determined by the customer. In all cases, products must never be operated outside their published specifications. Semiware does not guarantee the availability of all published products. This disclaimer shall be governed by substantive Chinese law and resulting disputes shall be settled by the courts at the place of business of Semiware. Latest publications and a complete disclaimer can be downloaded from the Semiware website. All trademarks recognized.