

FEATURES

- | Bi-directional

- | Halogen-free

- | Low slope resistance

- | Very low clamping voltage

- | Sharp breakdown voltage

- | Symmetric in leads width for easier soldering during assembly

- | Glass passivated junction

- | Ultra compact:less than one-tenth the size of traditional discrete solutions

- | IEC-61000-4-2 ESD 15KV(Air),8KV(Contact)



AK6

APPROVALS

RoHS	Compliance with 2011/65/EU
HF	Compliance with IEC61249-2-21:2003

MAXIMUM RATINGS (T_A=25°C)

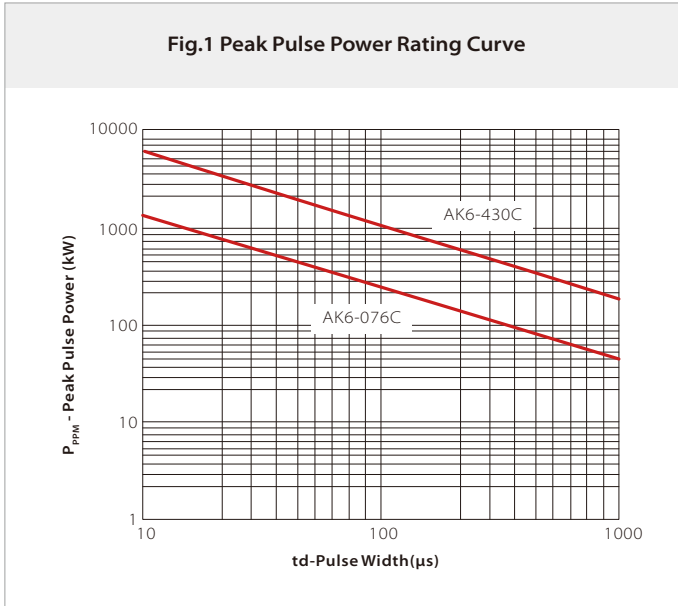
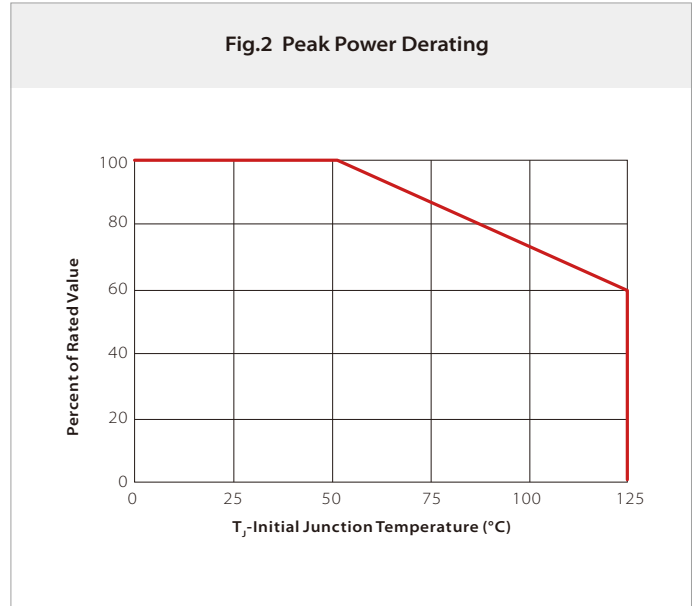
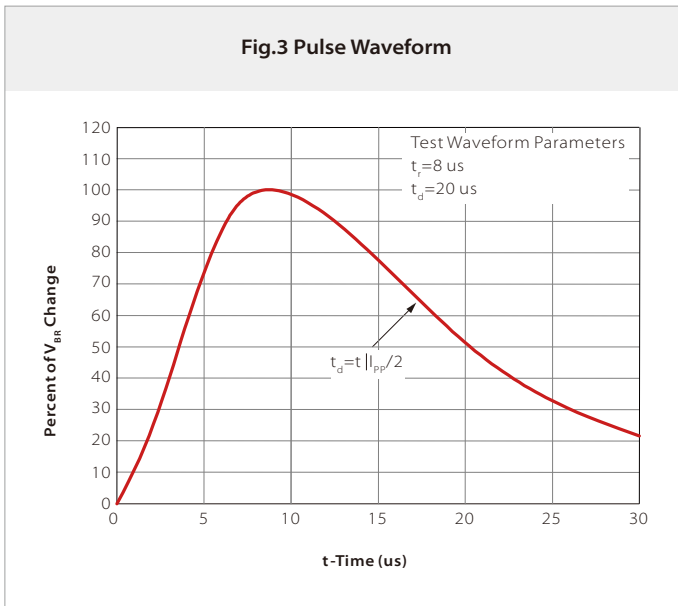
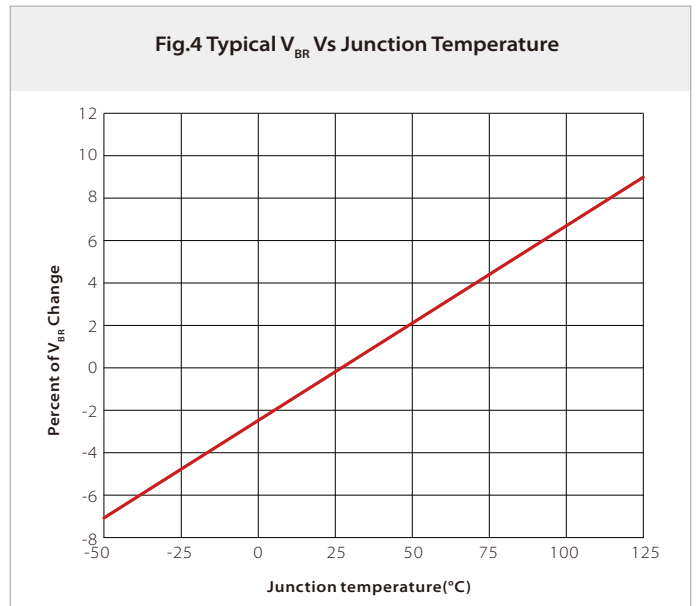
Parameter	Symbo	Value	Unit
Storage Temperature Range	T _{STG}	-55~150	°C
Operating junction Temperature Range	T _J	-55~125	°C
Current Rating	I _{PP}	6	KA

Notes:
 Rated Ipp measured with 8/20uS pluse

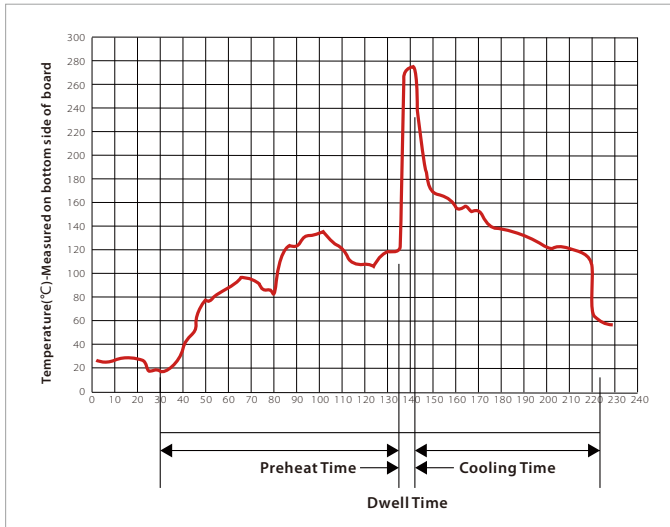
ELECTRICAL CHARACTERISTICS (T_A = 25°C)

Part Number	Device Marking Code	Standoff Voltage (V _{WM}) (V)	Max. Reverse Leakage (I _R) @V _{WM} (uA)	Typical I _R @85°C uA	Reverse Breakdown Voltage V _{BR} @I _T		Test Current I _T (mA)	Maximum Clamping Voltage (I _{pp})		Max.temp Coefficient Of V _{BR} (%/°C)	Max. Capacitance @0Bias 10KHz (nF)
					Min(V)	Max(V)		V _c (V)	I _{pp} (A)		
AK6-015C	6-015C	15	10	15	16	19	10	28	6000	0.1	9.0
AK6-020C	6-020C	20	10	15	22	24	10	50	6000	0.1	9.0
AK6-025C	6-025C	25	10	15	28	30	10	60	6000	0.1	11.0
AK6-030C	6-030C	30	10	15	32	37	10	90	6000	0.1	11.0
AK6-042C	6-042C	42	10	15	47	51	10	105	6000	0.1	10.0
AK6-058C	6-058C	58	10	15	64	70	10	110	6000	0.1	8.0
AK6-066C	6-066C	66	10	15	72	80	10	120	6000	0.1	6.0
AK6-076C	6-076C	76	10	15	85	95	10	140	6000	0.1	6.5
AK6-100C	6-100C	100	10	15	110	122	10	165	6000	0.1	6.0
AK6-133C	6-133C	133	10	15	147	162	10	220	6000	0.1	6.0
AK6-170C	6-170C	170	10	15	179	220	10	260	6000	0.1	2.8
AK6-190C	6-190C	190	10	15	200	245	10	290	6000	0.1	2.5
AK6-240C	6-240C	240	10	15	250	285	10	340	6000	0.1	2.2
AK6-275C	6-275C	275	10	15	300	335	10	435	6000	0.1	2.2
AK6-300C	6-300C	300	10	15	330	366	10	470	6000	0.1	2.0
AK6-380C	6-380C	380	10	15	401	443	10	520	6000	0.1	1.4
AK6-430C	6-430C	430	10	15	440	490	10	625	6000	0.1	1.0

CHARACTERISTIC CURVES

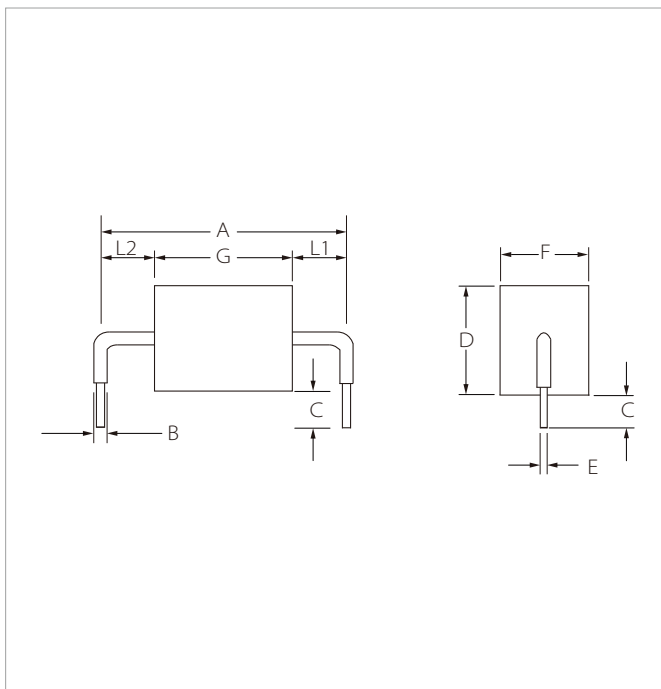
Fig.1 Peak Pulse Power Rating Curve

Fig.2 Peak Power Derating

Fig.3 Pulse Waveform

Fig.4 Typical V_{BR} Vs Junction Temperature


WAVE SOLDERING



Wave Parameter		Lead-free assembly
Pre Heat	Temperature Min	100°C
	Temperature Max	150°C
	Time(min to max)	60 – 180 secs
Solder pot Temperature		280°C Max
Solder Dwell Time		2-5 seconds

AK6 PACKAGE INFORMATION



Ref.	Millimeters		Inches		
	Min.	Max.	Min.	Max.	
A	23.15	25.15	0.911	0.990	
B	1.80	3.00	0.071	0.118	
C	6-7		0.236-0.273		
D	14.48Max		0.570Max		
E	1.22	1.32	0.048	0.052	
F	12.70Max		0.500Max		
G	030C	3.10	5.10	0.122	0.201
	058C/066C/076C	3.80	5.80	0.150	0.228
	170C/190C	7.13	9.13	0.281	0.360
	240C	8.40	10.40	0.331	0.410
	380C/430C	12.80	14.80	0.504	0.583
L1/L2	L1=L2 tolerance±0.04inch(1.0mm)				

ORDERING INFORMATION

Part Number	Component Package	QTY	Packaging Option
AK6 Series	AK6	56pcs/Box	Bulk

Headquarters

No.3387 Shendu Road Pujiang
I&E Park
Minhang Shanghai China
201000

Hotline

400-021-5756

Web

<https://www.semiware.com>

Sales Center

Tel: 86-21-3463-7458
Email: sales18@semiware.com

Customer Service

Tel: 86-21-5484-1001
Email: sales17@semiware.com

Technical Support

Tel: 86-21-3463-7654
Email: fae01@semiware.com

Complaint & Suggestions

Tel: 86-21-3463-7172
Ext: 8868
Email: cs03@semiware.com

By QR Code

Website



Wechat

To find your local partner within Semiware's global network: www.semiware.com

© 2022 Semiware Semiconductor Inc.

The content of this document has been carefully checked and understood. However, neither Semiware nor its subsidiaries assume any liability whatsoever for any errors or inaccuracies of this document and the consequences thereof. Published specifications are subject to change without notice. Product suitability for any area of application must ultimately be determined by the customer. In all cases, products must never be operated outside their published specifications. Semiware does not guarantee the availability of all published products. This disclaimer shall be governed by substantive Chinese law and resulting disputes shall be settled by the courts at the place of business of Semiware. Latest publications and a complete disclaimer can be downloaded from the Semiware website. All trademarks recognized.