

## FEATURES

For use in low voltage, high frequency inverters Free wheeling, and polarity protection applications



SOD-323

## MECHANICAL DATA

Encapsulation: SOD-323 Small Outline Plastic Package

Polarity: Color band denotes cathode end

Mounting Position: Any



Marking



Schematic Symbol

## APPROVALS

**RoHS** Compliance with 2011/65/EU

**HF** Compliance with IEC61249-2-21:2003

## MAXIMUM RATINGS( $T_A=25^{\circ}\text{C}$ )

Symbol	Parameter	Value	Unit
$V_{RM}$	Non-repetitive Peak Reverse Voltage	40	V
$V_{RRM}$	Peak Repetitive Peak Reverse Voltage		
$V_{RWM}$	Working Peak Reverse Voltage		
$V_R$	DC Blocking Voltage		
$V_{R(RMS)}$	RMS Reverse Voltage	28	
$I_O$	Average Rectified Output Current	1	A
$I_{FSM}$	Non-Repetitive Peak Forward Surge Current @ $t=8.3\text{ms}$	9	
$I_{FRM}$	Repetitive Peak Forward Current	1.5	
$P_d$	Power Dissipation	250	mW
$R_{\theta JA}$	Thermal Resistance Junction to Ambient	400	$^{\circ}\text{C}/\text{W}$
$T_J$	Junction Temperature	125	$^{\circ}\text{C}$
$T_{STG}$	Storage Temperature	-55~+150	

## ELECTRICAL CHARACTERISTICS ( $T_{amb}=25^{\circ}\text{C}$ )

Symbol	Parameter	Test	Min.	Max.	Unit
$V_{BR}$	Reverse Breakdown Voltage	$I_R=1\text{mA}$	40		V
$I_R$	Reverse Voltage Leakage Current	$V_R=20$		1	mA
$V_F$	Reverse Leakage Current	$I_F=1\text{A}$		0.6	V
		$I_F=3\text{A}$		0.9	
$C_D$	Diode Capacitance	$V_F=4\text{V}, f=1\text{MHz}$		120	pF

## CHARACTERISTIC CURVES

Fig.1 Forward Characteristics

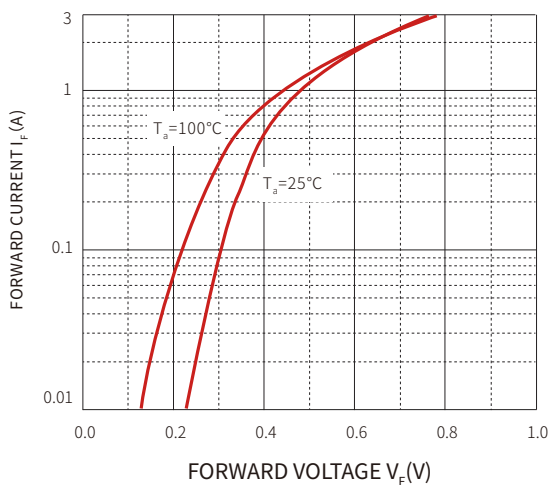


Fig.2 Reverse Characteristics

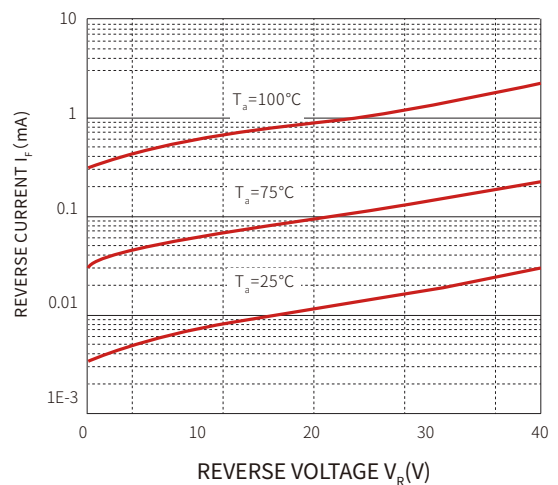


Fig.3 Capacitance Characteristics

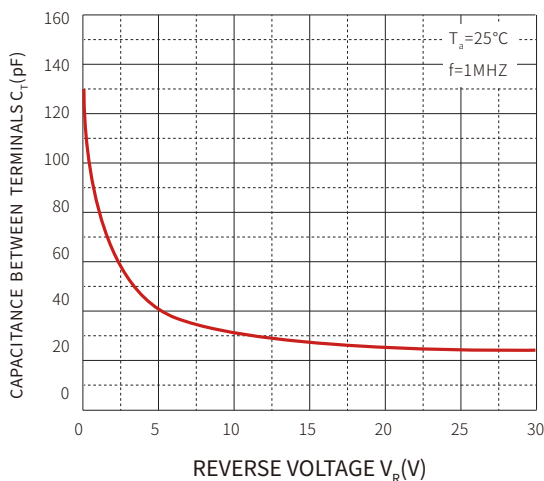
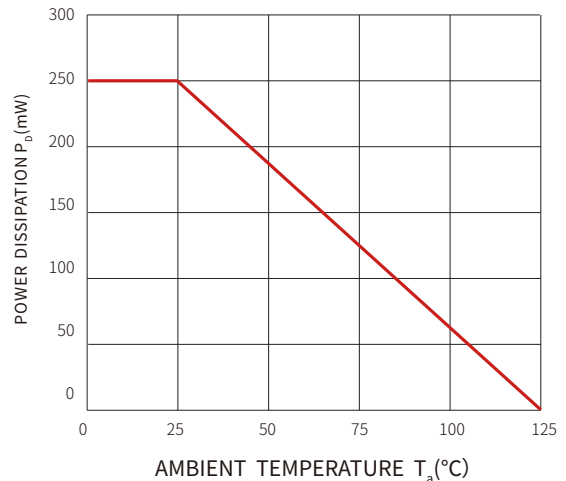
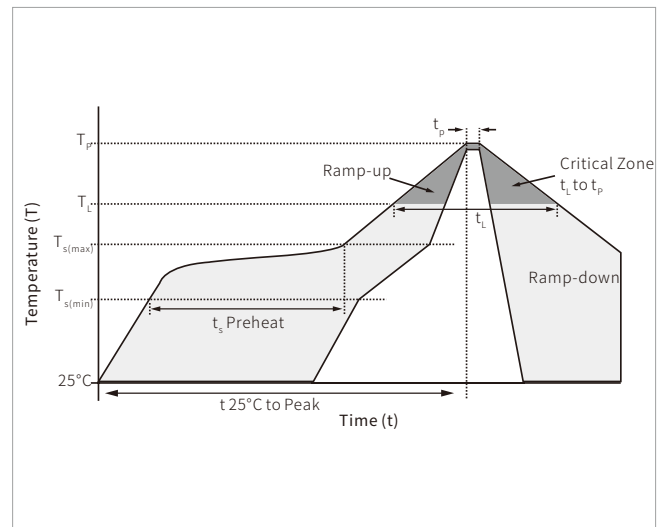


Fig.4 Power Derating Curve

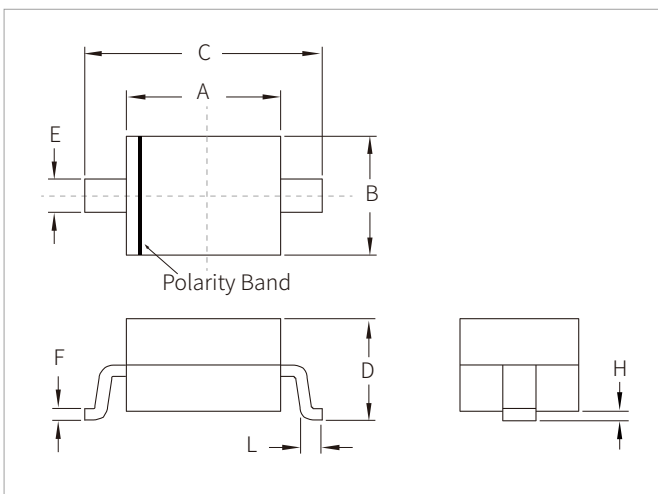


## SOLDERING PARAMETERS

Reflow Condition		Lead-free assembly
Pre Heat	Temperature Max ( $T_{s(min)}$ )	150°C
	Temperature Max ( $T_{s(max)}$ )	200°C
	Time (min to max) ( $t_s$ )	60 – 180 secs
Average ramp up rate (Liquidus Temp ( $T_L$ ) to peak)		3°C/second max
$T_{s(max)}$ to $T_L$ - Ramp-up Rate		3°C/second max
Reflow	Temperature ( $T_L$ ) (Liquidus)	217°C
	Time (min to max) ( $t_L$ )	60 – 150 seconds
Peak Temperature ( $T_p$ )		260°C
Time within 5°C of actual peak Temperature ( $t_p$ )		20 – 40 seconds
Ramp-down Rate		6°C/second max
Time 25°C to peak Temperature ( $T_p$ )		8 minutes max.
Do not exceed		260°C

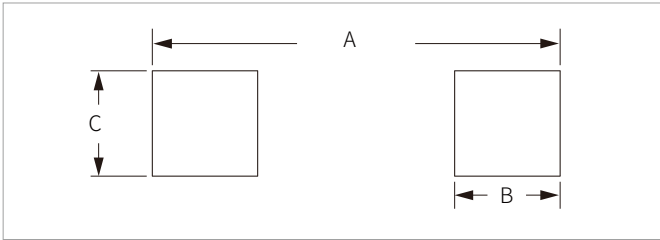


## SOD-323 PACKAGE INFORMATION



Ref.	Millimeters		Inches	
	Min	Max	Min	Max
A	1.60	1.90	0.063	0.075
B	1.15	1.45	0.045	0.057
C	2.35	2.70	0.093	0.106
D	0.80	1.10	0.031	0.042
E	0.25	0.40	0.010	0.016
F	0.10	0.20	0.004	0.008
H	-	0.10	-	0.004
L	0.20	-	0.008	-

## RECOMMENDED PAD LAYOUT DIMENSIONS



Ref.	Millimeters		Inches	
	Min	Max	Min	Max
A	2.87	3.12	0.113	0.123
B	0.66	0.91	0.026	0.036
C	0.66	0.91	0.026	0.036

## ORDERING INFORMATION

Part Number	Component Package	QTY/Reel	Reel Size
B5819WS	SOD-323	3000PCS	7"

**Headquarters**

No.3387 Shendu Road  
Pujiang I&E Park  
Minhang Shanghai China  
201000

**Hotline**

400-021-5756

**Web**

<https://www.semiware.com>

**Sales Center**

Tel: 86-21-3463-7458  
Email: [sales18@semiware.com](mailto:sales18@semiware.com)

**Customer Service**

Tel: 86-21-5484-1001  
Email: [sales17@semiware.com](mailto:sales17@semiware.com)

**Technical Support**

Tel: 86-21-3463-7654  
Email: [fae01@semiware.com](mailto:fae01@semiware.com)

**Complaint & Suggestions**

Tel: 86-21-3463-7172  
Ext: 8868  
Email: [cs03@semiware.com](mailto:cs03@semiware.com)

**By QR Code**

Website



Wechat

To find your local partner within Semiware' s global website: [www.semiware.com](http://www.semiware.com)

© 2022 Semiware Semiconductor Inc.

The content of this document has been carefully checked and understood. However, neither Semiware nor its subsidiaries assume any liability whatsoever for any errors or inaccuracies of this document and the consequences thereof. Published specifications are subject to change without notice. Product suitability for any area of application must ultimately be determined by the customer. In all cases, products must never be operated outside their published specifications. Semiware does not guarantee the availability of all published products. This disclaimer shall be governed by substantive Chinese law and resulting disputes shall be settled by the courts at the place of business of Semiware. Latest publications and a complete disclaimer can be downloaded from the Semiware website. All trademarks recognized.