

FEATURES

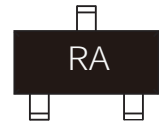
- | Fast Switching Speed

- | For General Purpose Switching Applications

- | High Conductance



SOT-23

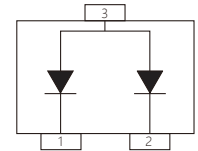


Marking

MECHANICAL DATA

- | SOT-23 Small Outline Plastic Package

- | Mounting Position: Any



Schematic Symbol

APPROVALS

RoHS	Compliance with 2011/65/EU
HF	Compliance with IEC61249-2-21:2003

MAXIMUM RATINGS ($T_A=25^{\circ}\text{C}$)

Parameter	Symbol	Value	Unit	
Maximum Repetitive Reverse Voltage	V_{RRM}	250	V	
Reverse Voltage	V_R	200	V	
Forward Current	$I_{F(AV)}$	400	mA	
Repetitive Peak Forward Current	I_{FRM}	625	mA	
Thermal Resistance from Junction to Ambient	$R_{\theta JA}$	357	$^{\circ}\text{C}/\text{W}$	
Non-repetitive Peak Forward Surge Current	I_{FSM}	at t = 10 ms	1.7	A
		at t = 100 μs	3	A
		at t = 1 μs	9	A
Power Dissipation	P_{tot}	350	mW	
Operating Junction and Storage Temperature Range	T_J, T_{STG}	-65 to +150	$^{\circ}\text{C}$	

ELECTRICAL CHARACTERISTICS ($T_A = 25^\circ\text{C}$)

Parameter	Test Condition	Symbol	Min.	Max.	Unit
Reverse breakdown Voltage	$I_R = 100\mu\text{A}$	$V_{(BR)R}$	250		V
Reverse Current	$V_R = 200\text{V}, T_j = 25^\circ\text{C}$	I_R		100	nA
	$V_R = 200\text{V}, T_j = 150^\circ\text{C}$			100	μA
Forward Voltage	$I_F = 100\text{mA}$	V_F		1	V
	$I_F = 200\text{mA}$			1.25	V
Total Capacitance	$V_R = 0\text{V}, f = 1\text{MHz}$	C_{tot}		5	pF
Reverse Recovery Time	$I_F = I_R = 30\text{mA}$ $I_{rr} = 0.1 \times I_R, R_L = 100\Omega$	t_{rr}		50	ns

CHARACTERISTIC CURVES

Fig 1. Forward Characteristics

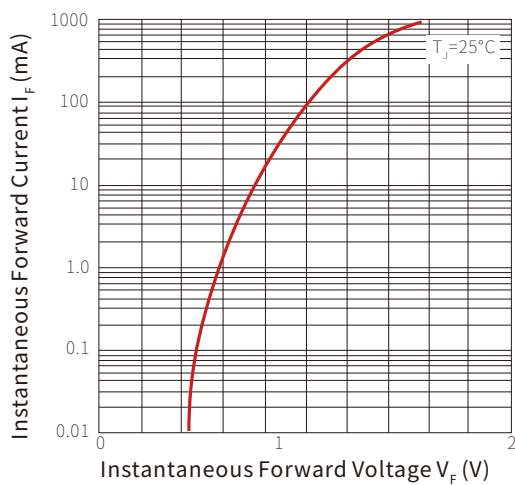
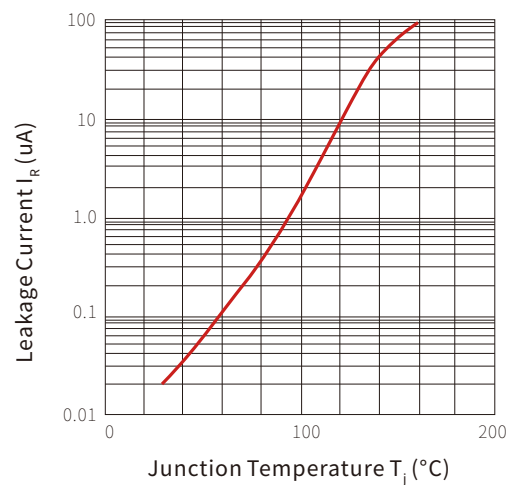
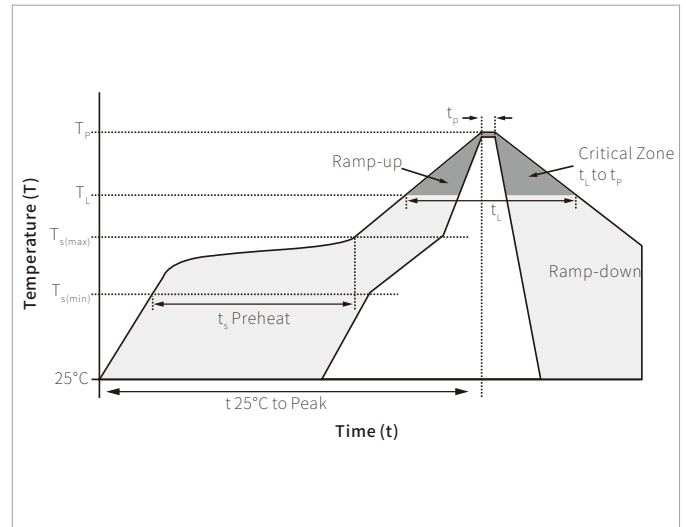


Fig 2. Leakage Current vs Junction Temperature

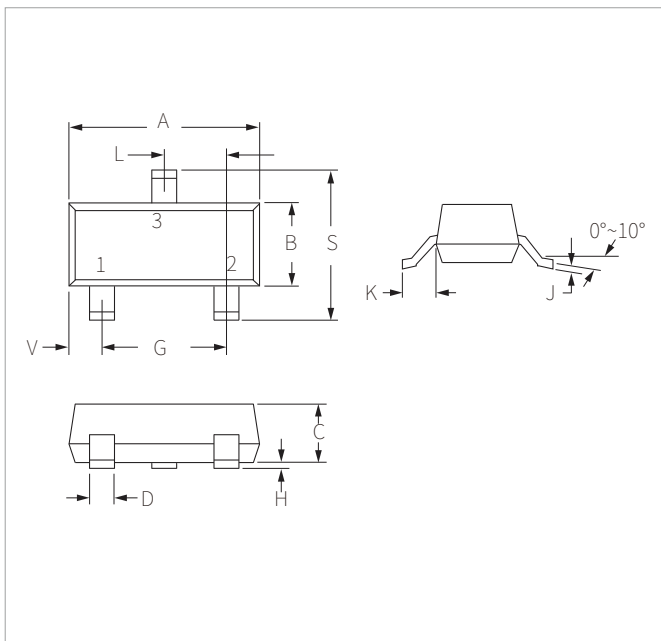


SOLDERING PARAMETERS

Reflow Condition		Lead-free assembly
Pre Heat	Temperature Max ($T_{s(min)}$)	150°C
	Temperature Max ($T_{s(max)}$)	200°C
	Time (min to max) (t_s)	60 – 180 secs
Average ramp up rate (Liquidus Temp (T_L) to peak)		3°C/second max
$T_{s(max)}$ to T_L - Ramp-up Rate		3°C/second max
Reflow	Temperature (T_L) (Liquidus)	217°C
	Time (min to max) (t_r)	60 – 150 seconds
Peak Temperature (T_p)		260°C
Time within 5°C of actual peak Temperature (t_p)		20 – 40 seconds
Ramp-down Rate		6°C/second max
Time 25°C to peak Temperature (T_p)		8 minutes max.
Do not exceed		260°C

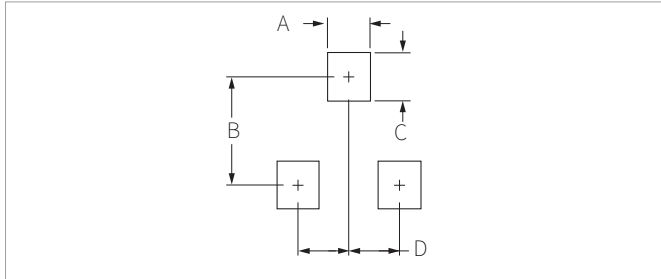


SOT-23 PACKAGE INFORMATION



Ref.	Millimeters		Inches	
	Min.	Max.	Min.	Max.
A	2.80	3.04	0.110	0.120
B	1.20	1.40	0.047	0.055
C	0.89	1.11	0.035	0.044
D	0.37	0.50	0.015	0.020
G	1.78	2.04	0.070	0.081
H	0.01	0.100	0.001	0.004
J	0.085	0.180	0.003	0.007
K	0.35	0.69	0.014	0.029
L	0.89	1.02	0.035	0.040
S	2.10	2.64	0.083	0.104
V	0.45	0.60	0.018	0.024

RECOMMENDED PAD LAYOUT DIMENSIONS



Ref.	Millimeters		Inches	
	Min.	Max.	Min.	Max.
A	0.71	0.97	0.028	0.038
B	1.88	2.13	0.074	0.084
C	0.71	0.97	0.028	0.038
D	0.81	1.07	0.032	0.042

ORDERING INFORMATION

Part Number	Component Package	QTY/Reel	Reel Size
BAV23CA	SOT-23	3000PCS	7"

Headquarters

No.3387 Shendu Road
Pujiang I&E Park
Minhang Shanghai China
201000

Hotline

400-021-5756

Web

<https://www.semiware.com>

Sales Center

Tel: 86-21-3463-7458
Email: sales18@semiware.com

Customer Service

Tel: 86-21-5484-1001
Email: sales17@semiware.com

Technical Support

Tel: 86-21-3463-7654
Email: fae01@semiware.com

Complaint & Suggestions

Tel: 86-21-3463-7172
Ext: 8868
Email: cs03@semiware.com

By QR Code

Website



Wechat

To find your local partner within Semiware's global network: www.semiware.com

© 2022 Semiware Semiconductor Inc.

The content of this document has been carefully checked and understood. However, neither Semiware nor its subsidiaries assume any liability whatsoever for any errors or inaccuracies of this document and the consequences thereof. Published specifications are subject to change without notice. Product suitability for any area of application must ultimately be determined by the customer. In all cases, products must never be operated outside their published specifications. Semiware does not guarantee the availability of all published products. This disclaimer shall be governed by substantive Chinese law and resulting disputes shall be settled by the courts at the place of business of Semiware. Latest publications and a complete disclaimer can be downloaded from the Semiware website. All trademarks recognized.