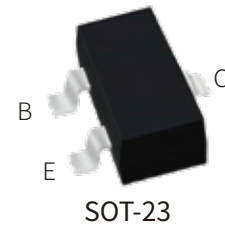


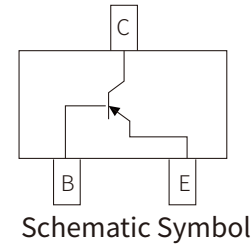
FEATURES

- | Complementary to BC846/BC847/BC848
- | Power Dissipation of 200mW
- | Ideally suited for automatic insertion
- | For switching and AF amplifier applications



MECHANICAL DATA

- | Small Outline Plastic Package
- | Epoxy UL: 94V-0
- | Mounting position: Any



APPROVALS

RoHS	Compliance with 2011/65/EU
HF	Compliance with IEC61249-2-21:2003

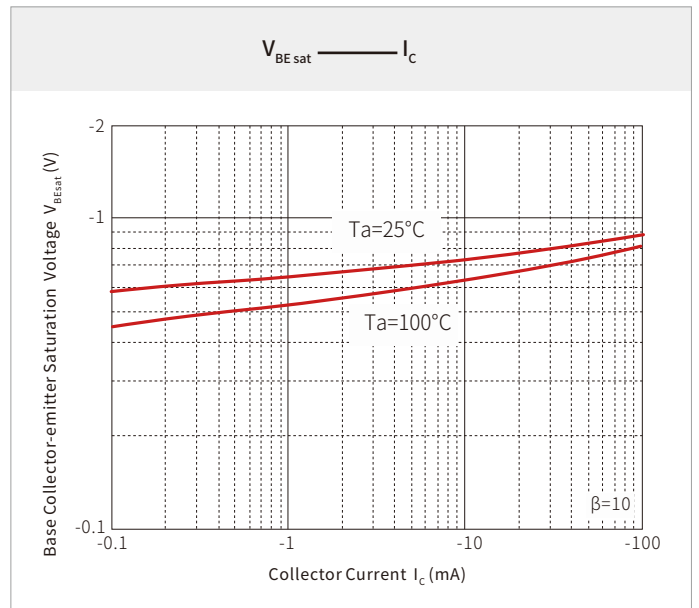
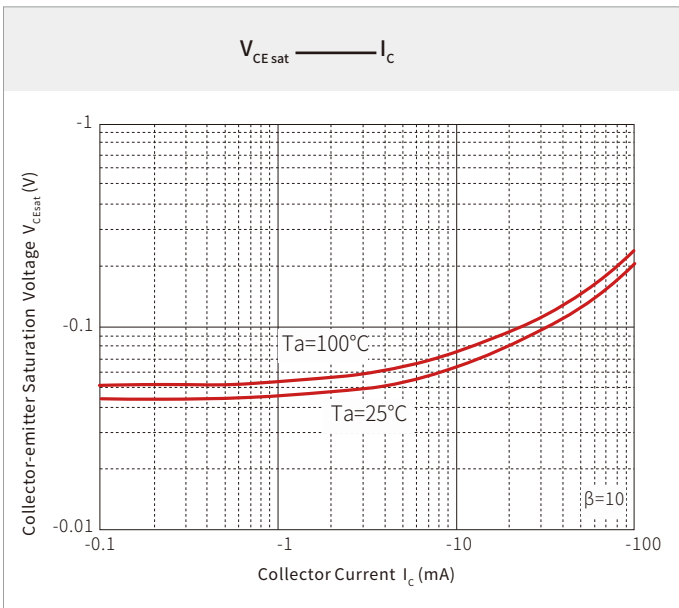
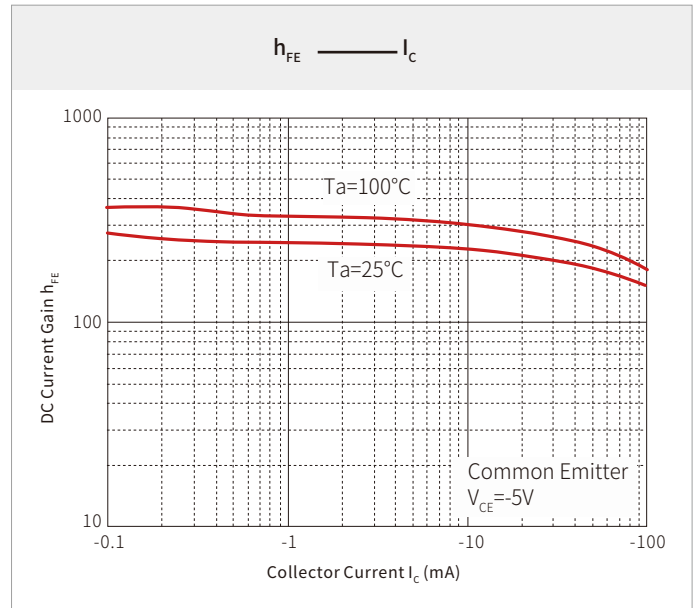
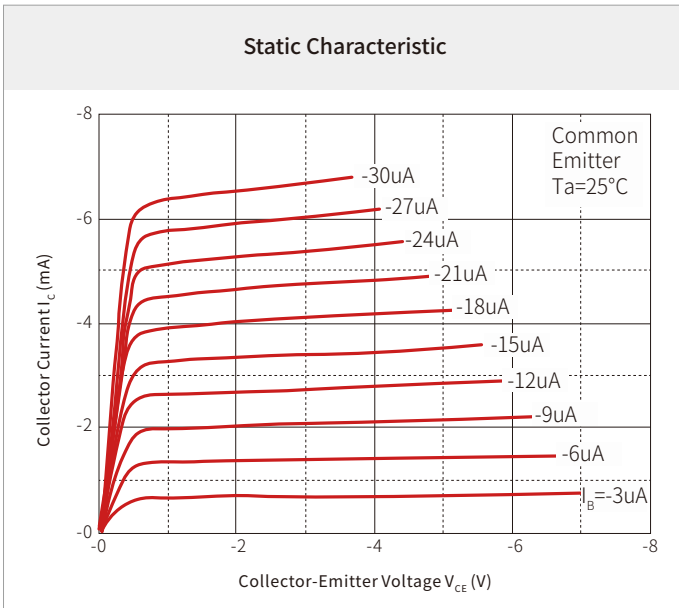
MAXIMUM RATINGS (T_A=25°C)

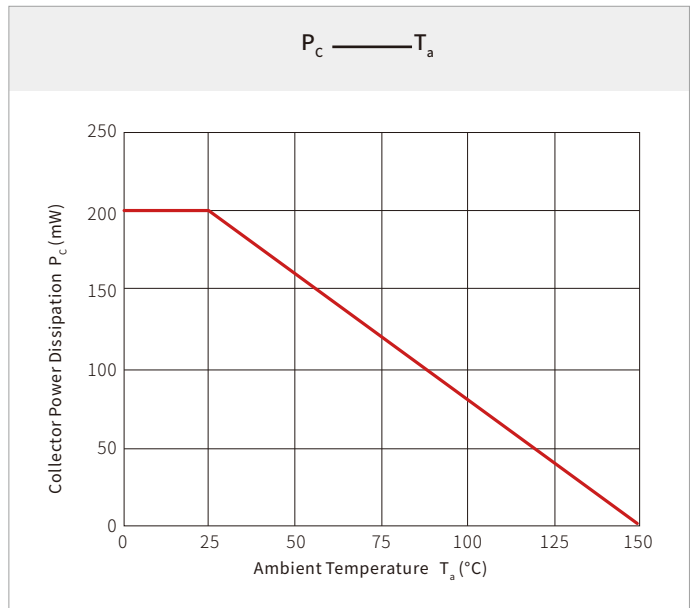
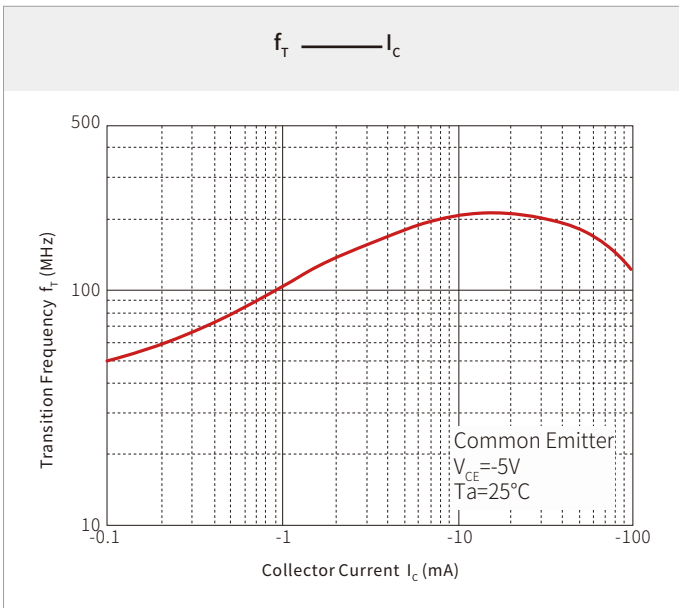
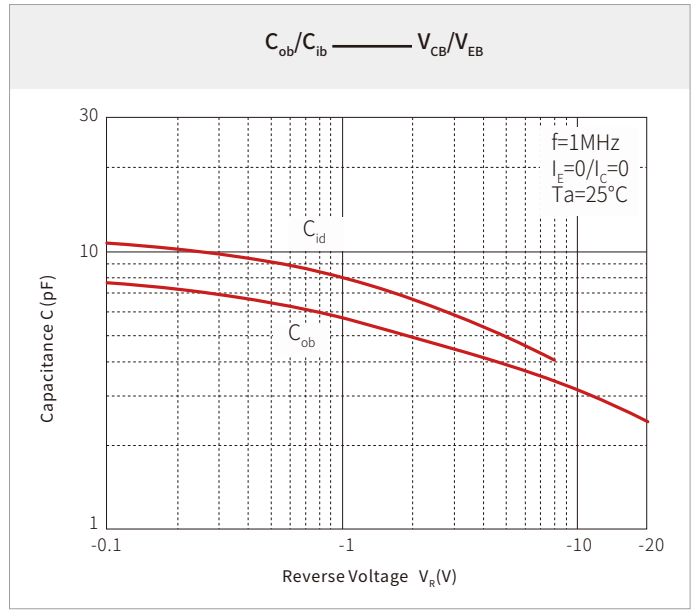
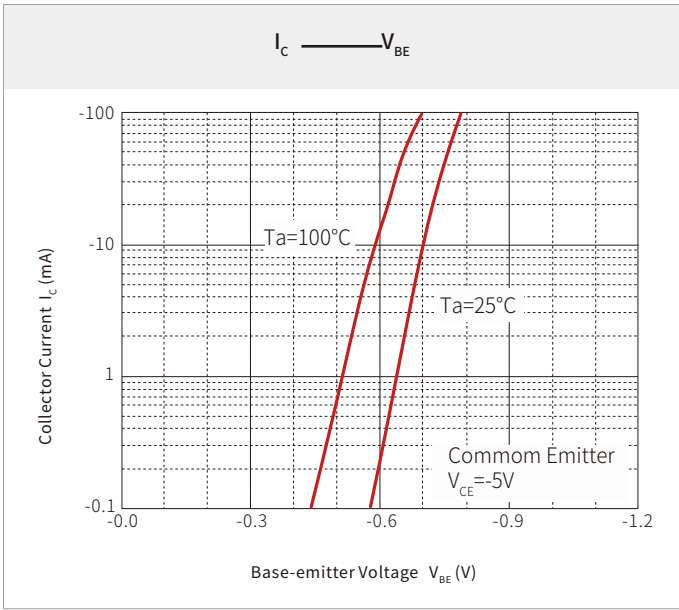
Parameter	Symbol	BC856		BC857			BC858			Unit
		BC856A	BC856B	BC857A	BC857B	BC857C	BC858A	BC858B	BC858C	
		3A	3B	3E	3F	3G	3J	3K	3L	
Collector-Base Voltage	V _{CBO}	-80			-50			-30		V
Collector-Emitter Voltage	V _{CEO}	-65			-45			-30		V
Emitter-Base Voltage	V _{EBO}					-6				V
Collector Current-Continuous	I _C					-100				mA
Collector Power Dissipation	P _C					200				mW
Thermal resistance From junction to ambient	R _{θJA}					625				°C/W
Junction Temperature	T _J					150				°C
Storage Temperature	T _{STG}					-55~+150				°C

ELECTRICAL CHARACTERISTICS (T_A=25°C)

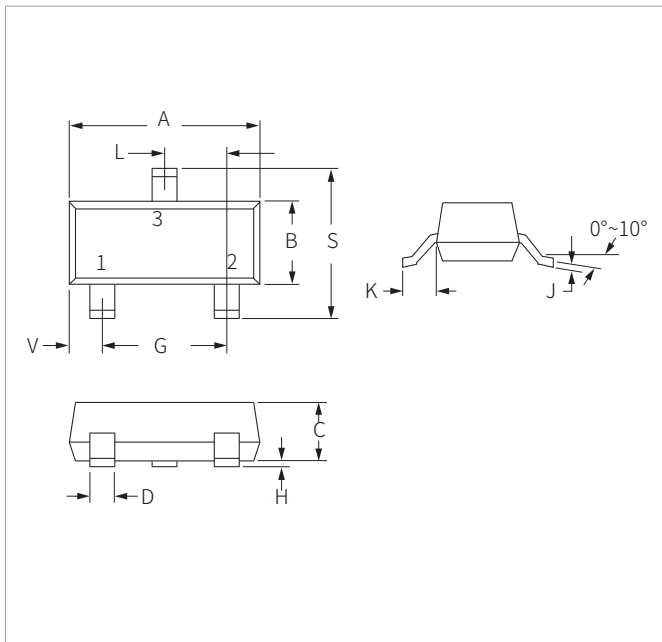
Parameter	Symbol	Test Conditions		Min.	Typ.	Max.	Unit
Collector-base breakdown voltage	V _{(BR)CBO}	BC856	I _C =-10μA, I _E =0	-80			V
		BC857		-50			
		BC858		-30			
Collector-emitter breakdown voltage	V _{(BR)CEO}	BC856	I _C =-10mA, I _B =0	-65			V
		BC857		-45			
		BC858		-30			
Emitter-base breakdown voltage	V _{(BR)EBO}	I _E =10μA, I _C =0		-6			V
Collector cut-off current	I _{CBO}	BC856	V _{CB} = -70V, I _E =0				nA
		BC857	V _{CB} = -45V, I _E =0			-100	
		BC858	V _{CB} = -25V, I _E =0				
Collector cut-off current	I _{CEO}	BC856	V _{CB} = -60V, I _B =0				nA
		BC857	V _{CB} = -40V, I _B =0			-100	
		BC858	V _{CB} = -25V, I _B =0				
DC current gain	hFE	BC856A; BC857A;BC858A	V _{CE} = -5V, I _C =-2mA	125		250	
		BC856B; BC857B;BC858B		220		475	
		BC857C; BC858C		420		800	
Collector-emitter saturation voltage	V _{CE(sat)}	I _C =-100mA, I _B =-5mA				-0.50	V
Base -emitter saturation voltage	V _{BE(sat)}	I _C =-100mA, I _B =-5mA				-1.10	V
Transition frequency	f _T	V _{CE} = -5V, I _C = -10mA, f=100MHz		100			MHz
Collector output capacitance	C _{ob}	V _{CB} = -10V, f=100MHz				4.5	pF
Emitter cut-off current	I _{EBO}	V _{CE} = -5V, I _C = 0V				-100	nA

TYPICAL CHARACTERISTICS



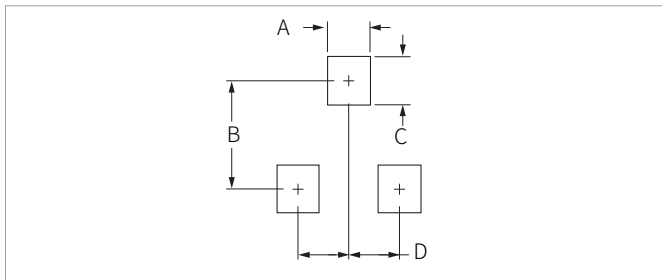


SOT-23 PACKAGE INFORMATION



Ref.	Millimeters		Inches	
	Min.	Max.	Min.	Max.
A	2.80	3.05	0.110	0.120
B	1.20	1.40	0.047	0.055
C	0.90	1.15	0.035	0.045
D	0.37	0.50	0.015	0.020
G	1.75	2.05	0.069	0.081
H	0.01	0.100	0.001	0.004
J	0.085	0.180	0.003	0.007
K	0.35	0.69	0.014	0.029
L	0.89	1.02	0.035	0.040
S	2.10	2.65	0.083	0.104
V	0.45	0.60	0.018	0.024

RECOMMENDED PAD LAYOUT DIMENSIONS



Ref.	Millimeters		Inches	
	Min.	Max.	Min.	Max.
A	0.71	0.97	0.028	0.038
B	1.88	2.13	0.074	0.084
C	0.71	0.97	0.028	0.038
D	0.81	1.07	0.032	0.042

ORDERING INFORMATION

Part Number	Component Package	QTY/Reel	Reel Size
BC856-BC858	SOT-23	3000PCS	7"

Headquarters

No.3387 Shendu Road
Pujiang I&E Park
Minhang Shanghai China
201000

Hotline

400-021-5756

Web

<https://www.semiware.com>

Sales Center

Tel: 86-21-3463-7458
Email: sales18@semiware.com

Customer Service

Tel: 86-21-5484-1001
Email: sales17@semiware.com

Technical Support

Tel: 86-21-3463-7654
Email: fae01@semiware.com

Complaint & Suggestions

Tel: 86-21-3463-7172
Ext: 8868
Email: cs03@semiware.com

By QR Code

Website



Wechat

To find your local partner within Semiware' s global website: www.semiware.com

© 2022 Semiware Semiconductor Inc.

The content of this document has been carefully checked and understood. However, neither Semiware nor its subsidiaries assume any liability whatsoever for any errors or inaccuracies of this document and the consequences thereof. Published specifications are subject to change without notice. Product suitability for any area of application must ultimately be determined by the customer. In all cases, products must never be operated outside their published specifications. Semiware does not guarantee the availability of all published products. This disclaimer shall be governed by substantive Chinese law and resulting disputes shall be settled by the courts at the place of business of Semiware. Latest publications and a complete disclaimer can be downloaded from the Semiware website. All trademarks recognized.