
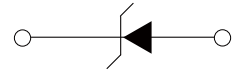


FEATURES

- | Glass Passivated Die Construction
- | Fast Recovery Time for High Efficiency
- | Low reverse leakage
- | Ideally Suited for Automatic Assembly



DO-214AA(SMB)



Schematic Symbol

MECHANICAL DATA

- | Case Material: UL Flammability Classification Rating 94V-0
- | Moisture Sensitivity: Level 1 per J-STD-020

APPROVALS

- | | |
|-------------|------------------------------------|
| RoHS | Compliance with 2011/65/EU |
| HF | Compliance with IEC61249-2-21:2003 |

MAXIMUM RATINGS AND CHARACTERISTICS (T_A=25°C)

Parameter	Symbol	ES3AB	ES3BB	ES3CB	ES3DB	ES3FB	ES3GB	ES3HB	ES3JB	Unit
Marking		ES3AB	ES3BB	ES3CB	ES3DB	ES3FB	ES3GB	ES3HB	ES3JB	
Maximum repetitive peak reverse voltage	V _{RRM}	50	100	150	200	300	400	500	600	V
Maximum RMS voltage	V _{RMS}	30	70	105	140	210	280	350	420	
Maximum DC blocking voltage	V _{DC}	50	100	150	200	300	400	500	600	
forward current	I _{F(AV)}	3								A
Surge peak forward current, 8.3ms single half sine-wave superimposed on rated load per diode	I _{FSM}	100								
Junction-to-lead thermal resistance	R _{θJL}	24								°C/W
Junction-to-ambient thermal resistance	R _{θJA}	84								
Junction-to-case thermal resistance	R _{θJC}	26								
Operating junction and storage temperature range	T _J , T _{STG}	-55 to +150								°C

ELECTRICAL CHARACTERISTICS($T_A=25^{\circ}\text{C}$)

Parameter		Test Condition	Symbol	Min.	Max.	Unit
Forward voltage per diode ⁽¹⁾	ES3AB,ES3BB ES3CB,ESSDB	$I_F=1.5\text{A}, T_J=25^{\circ}\text{C}$	V_F	0.80	0.92	V
	ES3FB,ES3GB			0.90	1.04	V
	ES3HB,ES3JB			1.11	1.30	V
	ES3AB,ES3BB ES3CB,ESSDB	$I_F=3.0\text{A}, T_J=25^{\circ}\text{C}$	V_F	0.86	1.00	V
	ES3FB,ES3GB			0.98	1.13	V
	ES3HB,ES3JB			1.24	1.45	V
	ES3AB,ES3BB ES3CB,ESSDB	$I_F=1.5\text{A}, T_J=125^{\circ}\text{C}$	V_F	0.66	0.75	V
	ES3FB,ES3GB			0.73	0.85	V
	ES3HB,ES3JB			0.85	0.98	V
	ES3AB,ES3BB ES3CB,ESSDB	$I_F=3.0\text{A}, T_J=125^{\circ}\text{C}$	V_F	0.73	0.84	V
	ES3FB,ES3GB			0.83	0.95	V
	ES3HB,ES3JB			0.99	1.13	V
Reverse current @ rated V_R per diode ⁽²⁾		$T_J=25^{\circ}\text{C}$	I_R	-	10	μA
		$T_J=125^{\circ}\text{C}$		-	100	μA
Junction capacitance	ES3AB,ES3BB ES3CB,ESSDB	1MHz, $V_R=4.0\text{V}$	C_J	46	-	V
	ES3FB,ES3GB			41	-	V
	ES3HB,ES3JB			34	-	V
Reverse recovery time		$I_F=0.5\text{A}, I_R=1.0\text{A}, I_{RR}=0.25\text{A}$	t_{rr}	-	35	ns

Notes :

1. Pulse test with PW=0.3ms
2. Pulse test with PW=30ms

CHARACTERISTIC CURVES

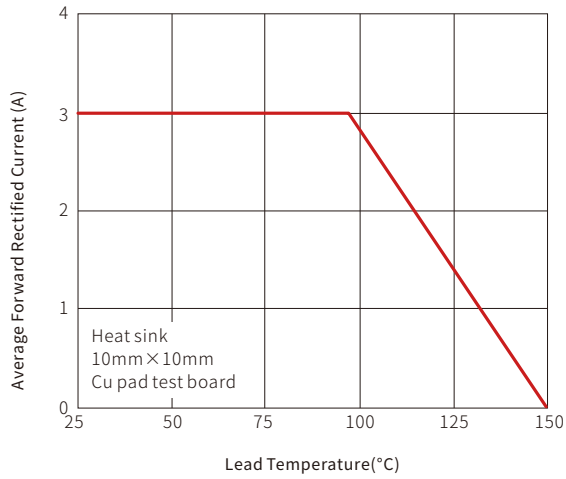
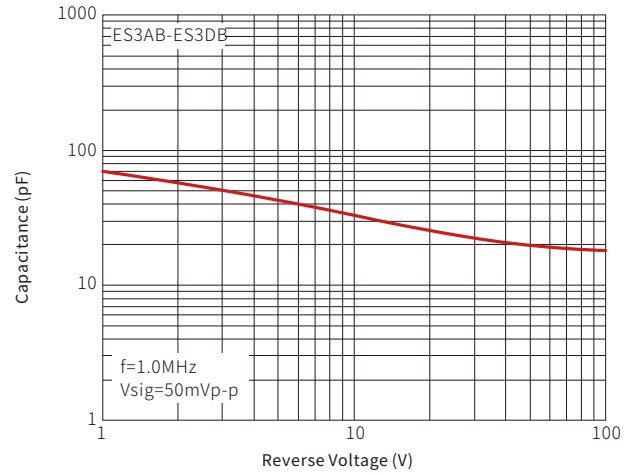
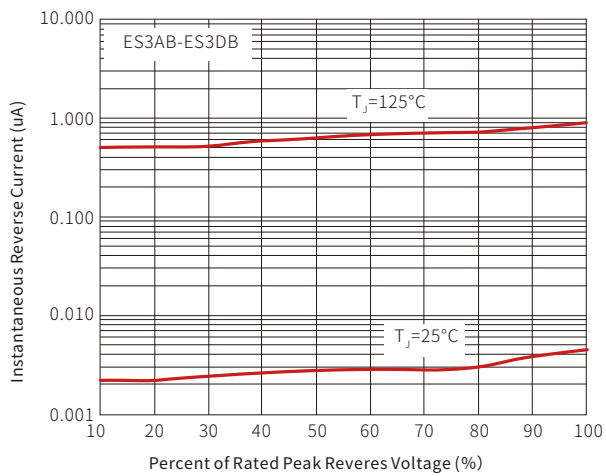
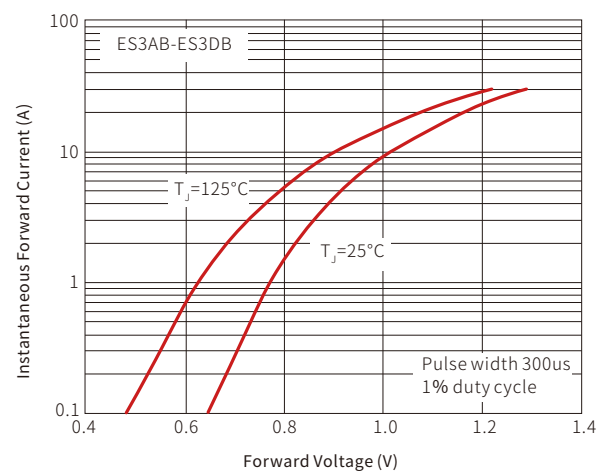
Fig. 1- Maximum Forward Current Derating Curve

Fig. 2-Typical Junction Capacitance

Fig. 3-Typical Reverse Characteristics

Fig. 4-Typical Forward Characteristics


Fig. 5- Typical Junction Capacitance

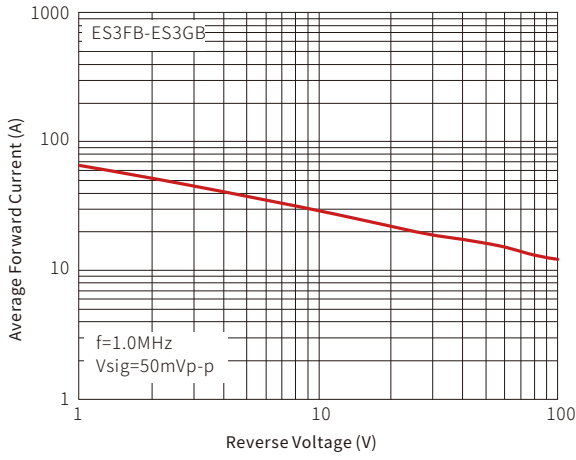


Fig. 6-Typical Reverse Characteristics

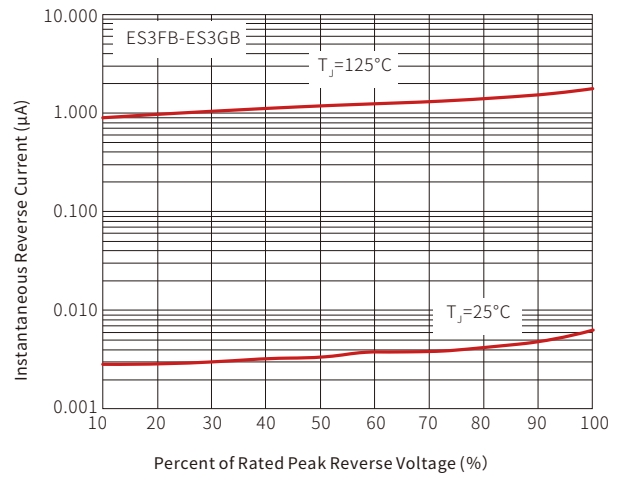


Fig. 7-Typical Forward Characteristics

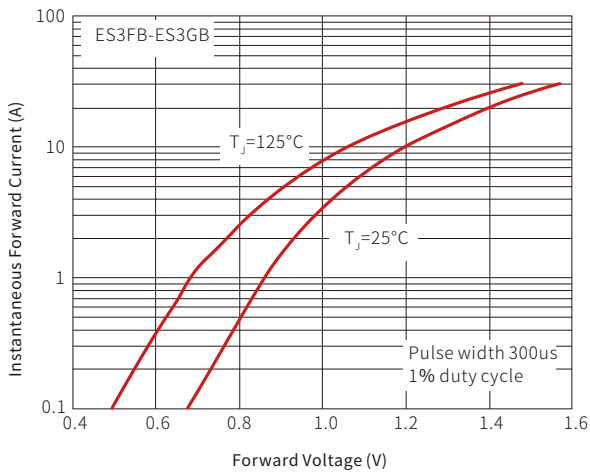


Fig. 8-Typical Junction Capacitance

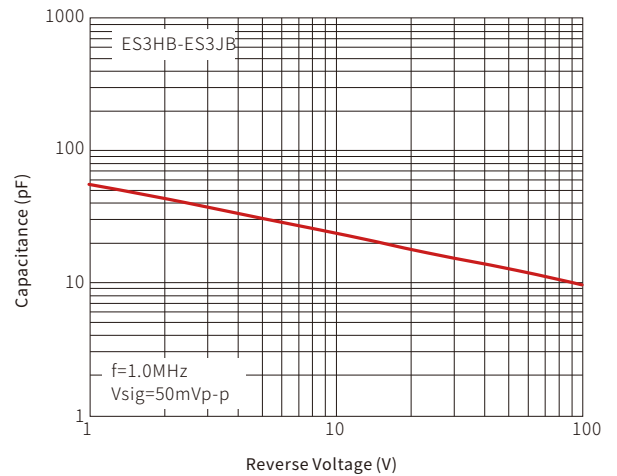
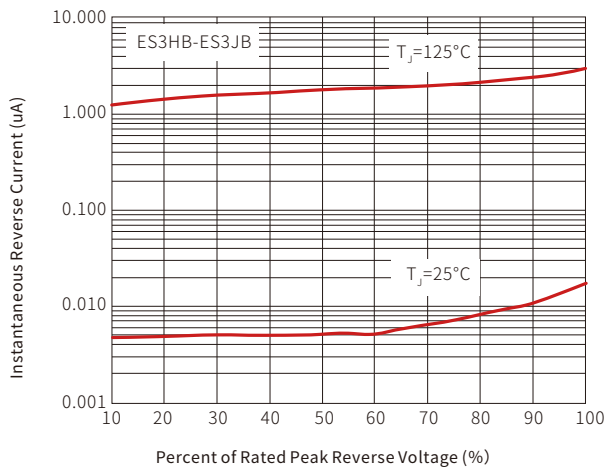
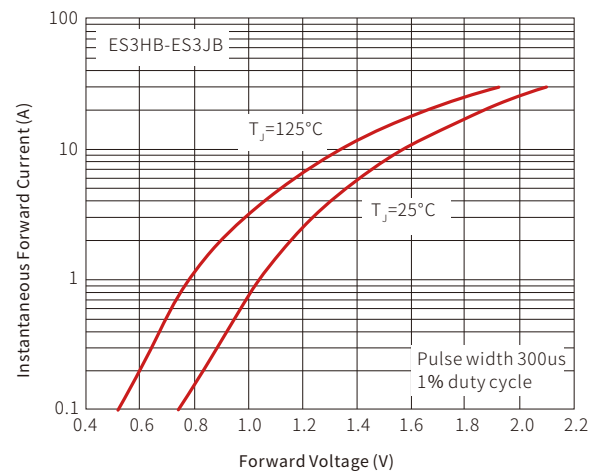
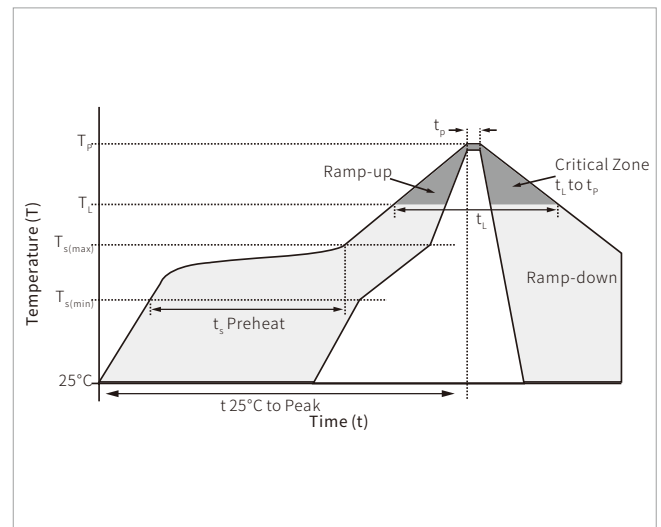


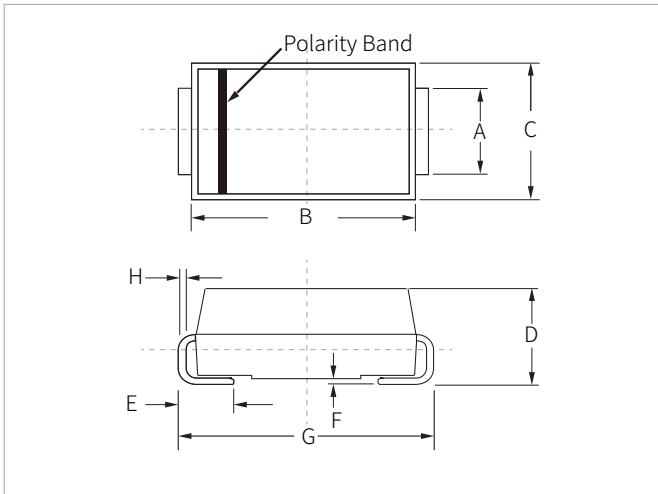
Fig. 9- Typical Reverse Capacitance

Fig. 10- Typical Forward Characteristics


SOLDERING PARAMETERS

Reflow Condition		Lead-free assembly
Pre Heat	Temperature Max ($T_{s(\min)}$)	150°C
	Temperature Max ($T_{s(\max)}$)	200°C
	Time (min to max) (t_s)	60 – 180 secs
Average ramp up rate (Liquidus Temp (T_L) to peak)		3°C/second max
$T_{s(\max)}$ to T_L - Ramp-up Rate		3°C/second max
Reflow	Temperature (T_L) (Liquidus)	217°C
	Time (min to max) (t_L)	60 – 150 seconds
Peak Temperature (T_p)		260°C
Time within 5°C of actual peak Temperature (t_p)		20 – 40 seconds
Ramp-down Rate		6°C/second max
Time 25°C to peak Temperature (T_p)		8 minutes max.
Do not exceed		260°C

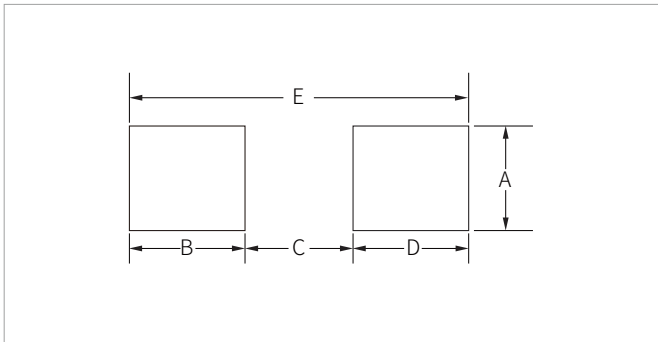


DO-214AA(SMB) PACKAGE INFORMATION



Ref.	Millimeters		Inches	
	Min.	Max.	Min.	Max.
A	1.80	2.20	0.071	0.087
B	4.30	4.70	0.170	0.185
C	3.40	3.90	0.134	0.153
D	2.15	2.75	0.085	0.108
E	1.00	1.50	0.039	0.059
F	0.02	0.20	0.001	0.008
G	5.10	5.50	0.200	0.216
H	0.15	0.30	0.006	0.012

RECOMMENDED PAD LAYOUT DIMENSIONS



Ref.	Millimeters		Inches	
	Min.	Max.	Min.	Max.
A	2.20	-	0.087	-
B	1.45	-	0.057	-
C	-	2.55	-	0.010
D	1.45	-	0.057	-
E	5.60REF		0.220REF	

ORDERING INFORMATION

Part Number	Component Package	QTY/Reel	Reel Size
ES3AB-ES3JB	DO-214AA(SMB)	3000PCS	13"

Headquarters

No.3387 Shendu Road
Pujiang I&E Park
Minhang Shanghai China
201000

Hotline

400-021-5756

Web

<https://www.semiware.com>

Sales Center

Tel: 86-21-3463-7458
Email: sales18@semiware.com

Customer Service

Tel: 86-21-5484-1001
Email: sales17@semiware.com

Technical Support

Tel: 86-21-3463-7654
Email: fae01@semiware.com

Complaint & Suggestions

Tel: 86-21-3463-7172
Ext: 8868
Email: cs03@semiware.com

By QR Code

Website



Wechat

To find your local partner within Semiware's global website: www.semiware.com

© 2022 Semiware Semiconductor Inc.

The content of this document has been carefully checked and understood. However, neither Semiware nor its subsidiaries assume any liability whatsoever for any errors or inaccuracies of this document and the consequences thereof. Published specifications are subject to change without notice. Product suitability for any area of application must ultimately be determined by the customer. In all cases, products must never be operated outside their published specifications. Semiware does not guarantee the availability of all published products. This disclaimer shall be governed by substantive Chinese law and resulting disputes shall be settled by the courts at the place of business of Semiware. Latest publications and a complete disclaimer can be downloaded from the Semiware website. All trademarks recognized.