


FEATURES

- | Low profile package
- | Ideal for automated placement
- | Glass passivated Junction chip
- | High forward surge current capability



DO-214AA(SMB)



Schematic Symbol

APPLICATIONS

- | For use in general purpose rectification of power supplies, inverters, converters, and freewheeling diodes for consumer and telecommunication

APPROVALS

RoHS	Compliance with 2011/65/EU
HF	Compliance with IEC61249-2-21:2003

MAXIMUM RATINGS AND CHARACTERISTICS (T_A=25°C)

Parameter	Symbol	GS5AB	GS5BB	GS5DB	GS5GB	GS5JB	GS5KB	GS5MB	Unit
Marking		GS5AB	GS5BB	GS5DB	GS5GB	GS5JB	GS5KB	GS5MB	
Maximum Repetitive Peak Reverse Voltage	V _{RRM}	50	100	200	400	600	800	1000	V
Maximum RMS Voltage	V _{RMS}	35	70	140	280	420	560	700	
Maximum DC Blocking Voltage	V _{DC}	50	100	200	400	600	800	1000	
Average Rectified Output Current @60Hz Sine Wave, Resistance Load, TL (Fig.1)	I _O	5.0							A
Forward Surge Current (Non-Repetitive) @60Hz Half-Sine Wave, 1 Cycle, T _J =25°C	I _{FSM}	150							
Forward Surge Current (Non-Repetitive) @1ms, Square Wave, 1 Cycle, T _J =25°C		300							
Maximum Instantaneous Forward Voltage I _{FM} =5.0A	V _F	1.1							V
Maximum DC Reverse Current at Rated DC Blocking Voltage	T _J =25°C	5							μA
	T _J =125°C	100							
Typical Junction Capacitance Measured at 1MHz and Applied Reverse Voltage of 4.0 V.D.C	C _J	34							pF
Current Squared Time @1ms ≤ t ≤ 8.3ms T _J =25°C	I ² t	94							A ² s
Typical Thermal Resistance ⁽¹⁾	R _{θJ-A}	80 ⁽¹⁾							°C/W
	R _{θJ-L}	35 ⁽¹⁾							
	R _{θJ-C}	30 ⁽¹⁾							
Operating Junction and Storage Temperature Range	T _J , T _{STG}	-55 to +150							°C

Note:

(1) Thermal Resistance From Junction to Ambient and From Junction to Lead Mounted On P.C.B. With 0.3" X 0.3" (8.0 mm X 8.0 mm) Copper Pad Areas

CHARACTERISTIC CURVES

Fig. 1- I_o-TL Curve

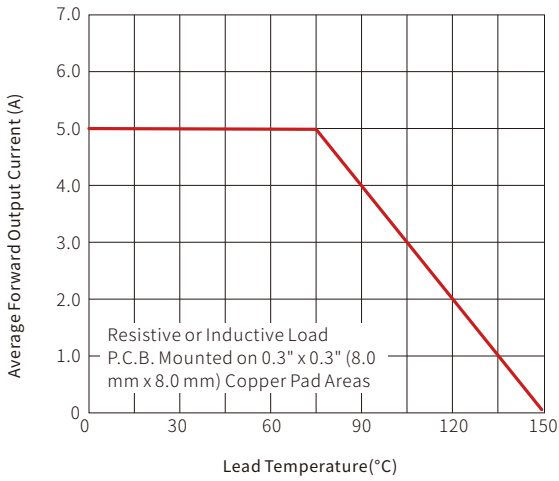


Fig. 2-Surge Forward Current Capability

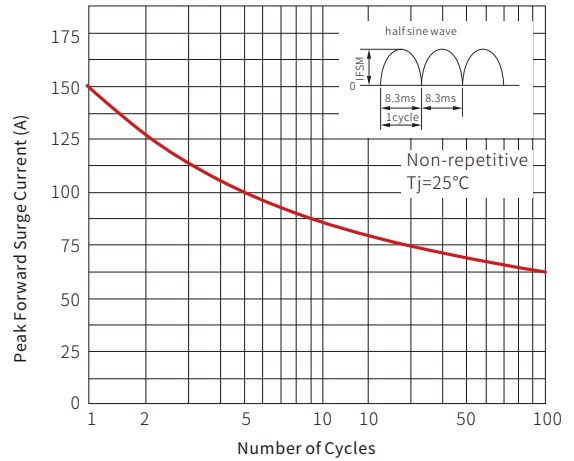


Fig. 3-Typical Forward Voltage

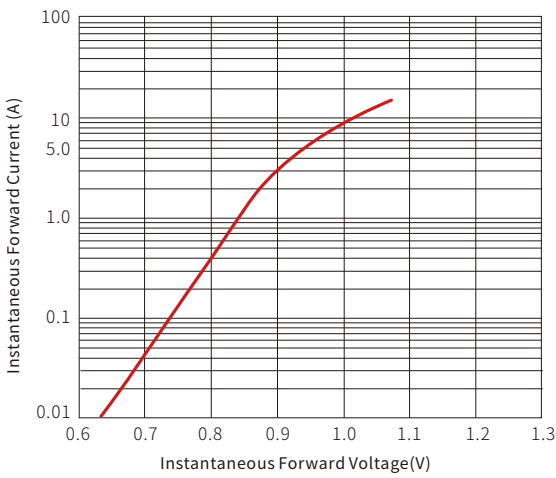
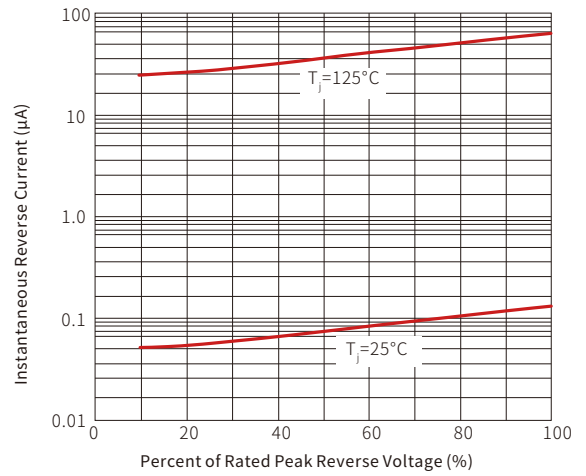
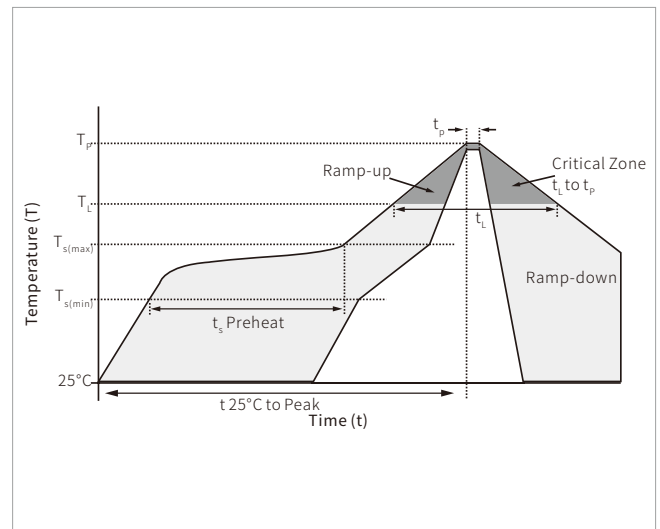


Fig. 4-Typical Reverse Characteristics

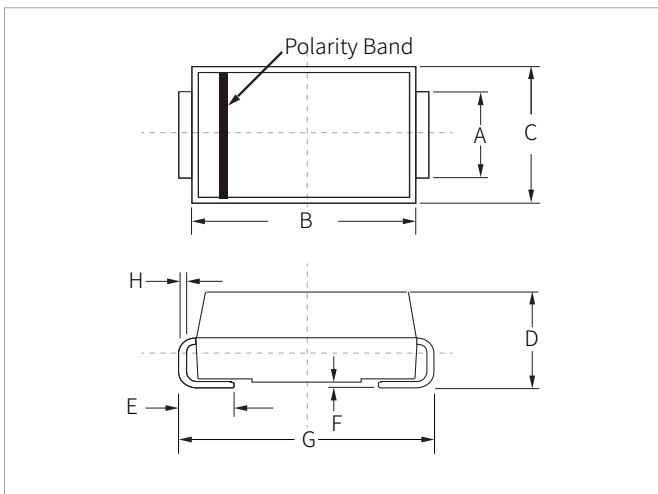


SOLDERING PARAMETERS

Reflow Condition		Lead-free assembly
Pre Heat	Temperature Max ($T_{s(min)}$)	150°C
	Temperature Max ($T_{s(max)}$)	200°C
	Time (min to max) (t_s)	60 – 180 secs
Average ramp up rate (Liquidus Temp (T_L) to peak		3°C/second max
$T_{s(max)}$ to T_L - Ramp-up Rate		3°C/second max
Reflow	Temperature (T_L) (Liquidus)	217°C
	Time (min to max) (t_L)	60 – 150 seconds
Peak Temperature (T_p)		260°C
Time within 5°C of actual peak Temperature (t_p)		20 – 40 seconds
Ramp-down Rate		6°C/second max
Time 25°C to peak Temperature (T_p)		8 minutes max.
Do not exceed		260°C

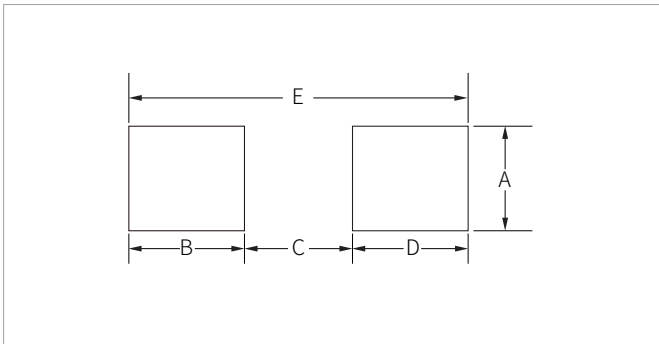


DO-214AA(SMB) PACKAGE INFORMATION



Ref.	Millimeters		Inches	
	Min.	Max.	Min.	Max.
A	1.80	2.20	0.071	0.087
B	4.30	4.70	0.170	0.185
C	3.40	3.90	0.134	0.153
D	2.15	2.75	0.085	0.108
E	1.00	1.50	0.039	0.059
F	0.02	0.20	0.001	0.008
G	5.10	5.50	0.200	0.216
H	0.15	0.30	0.006	0.012

RECOMMENDED PAD LAYOUT DIMENSIONS



Ref.	Millimeters		Inches	
	Min.	Max.	Min.	Max.
A	2.20	-	0.087	-
B	1.45	-	0.057	-
C	-	2.55	-	0.010
D	1.45	-	0.057	-
E	5.60REF		0.220REF	

ORDERING INFORMATION

Part Number	Component Package	QTY/Reel	Reel Size
GS5AB-GS5MB	DO-214AA(SMB)	3000PCS	13"

Headquarters

No.3387 Shendu Road
Pujiang I&E Park
Minhang Shanghai China
201000

Hotline

400-021-5756

Web

<https://www.semiware.com>

Sales Center

Tel: 86-21-3463-7458
Email: sales18@semiware.com

Customer Service

Tel: 86-21-5484-1001
Email: sales17@semiware.com

Technical Support

Tel: 86-21-3463-7654
Email: fae01@semiware.com

Complaint & Suggestions

Tel: 86-21-3463-7172
Ext: 8868
Email: cs03@semiware.com

By QR Code

Website



Wechat

To find your local partner within Semiware's global website: www.semiware.com

© 2022 Semiware Semiconductor Inc.

The content of this document has been carefully checked and understood. However, neither Semiware nor its subsidiaries assume any liability whatsoever for any errors or inaccuracies of this document and the consequences thereof. Published specifications are subject to change without notice. Product suitability for any area of application must ultimately be determined by the customer. In all cases, products must never be operated outside their published specifications. Semiware does not guarantee the availability of all published products. This disclaimer shall be governed by substantive Chinese law and resulting disputes shall be settled by the courts at the place of business of Semiware. Latest publications and a complete disclaimer can be downloaded from the Semiware website. All trademarks recognized.