


FEATURES

- | High current capability
- | High surge current capability
- | High reliability
- | Low reverse current
- | Low forward voltage drop
- | Fast switching for high efficiency



DO-201

MECHANICAL DATA

- | Terminals: Solder plated, solderable per MIL-STD-750, Method 2026
- | Polarity: : Color band denotes cathode end
- | Mounting Position: Any

APPROVALS

RoHS	Compliance with 2011/65/EU
HF	Compliance with IEC61249-2-21:2003

MAXIMUM RATINGS AND CHARACTERISTICS (T_A=25°C)

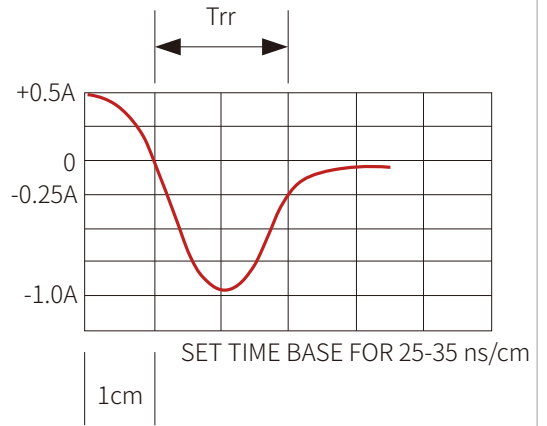
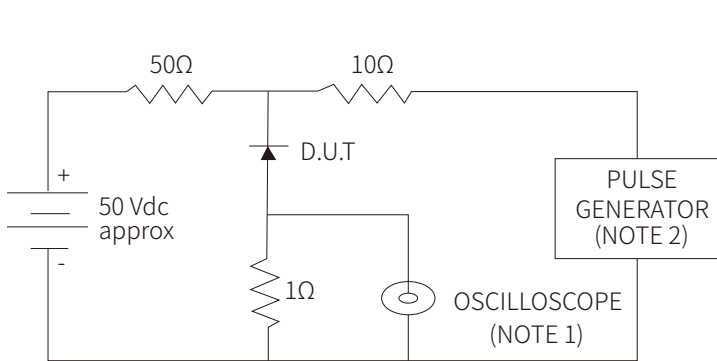
Parameter	Symbol	HER301	HER302	HER303	HER304	HER305	HER306	HER307	HER308	Unit
Marking		HER301	HER302	HER303	HER304	HER305	HER306	HER307	HER308	
Maximum Recurrent Peak Reverse Voltage	V _{RRM}	50	100	200	300	400	600	800	1000	V
Maximum RMS Voltage	V _{RMS}	35	70	140	210	280	420	560	700	
Maximum DC Blocking Voltage	V _{DC}	50	100	200	300	400	600	800	1000	
Maximum Average Forward Current 0.375"(9.5mm) Lead Length Ta = 55 °C	I _{F(AV)}	3.0								A
Peak forward surge current 8.3 ms single half sine-wave superimposed on rated load	I _{FSM}	150								
Maximum Forward Voltage at I _F =3.0 A	V _F	1.1				1.7				V
Maximum DC reverse current at rated DC blocking voltage	T _A =25°C	10								μA
	T _A =100°C	50								
Maximum Reverse Recovery Time (Note1)	t _{rr}	50				75				nS
Typical Junction Capacitance (Note2)	C _J	50								pF
Junction Temperature Range	T _J	-65~+150								°C
Storage temperature rang	T _{STG}	-65~+150								°C

Note:

- 1.Reverse Recovery Test Conditions : I_F=0.5 A, I_R=1.0A, I_{rr}=0.25A
- 2.Measured at 1.0 MHz and applied reverse voltage of 4.0 V_{DC}

CHARACTERISTIC CURVES

Fig.1 - Reverse Recovery Time Characteristic And Test Circuit Diagram



NOTES : 1. Rise Time = 7 ns max., Input Impedance = 1 megaohm, 22 pF
 2. Rise time = 10 ns max., Source Impedance = 50 ohms
 3. All Resistors = Non-inductive Types

Fig.2 - Derating Curve For Output Rectified Current

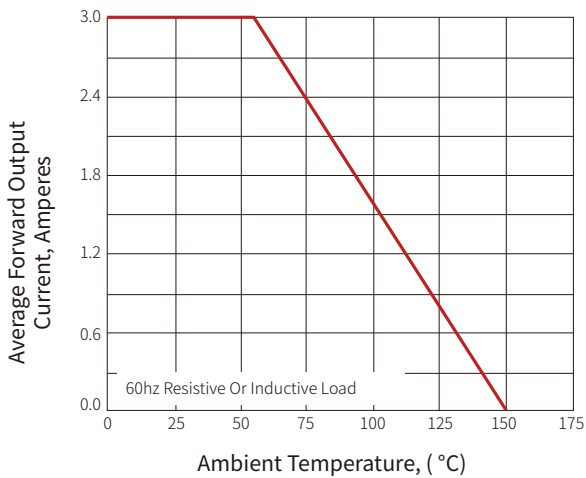
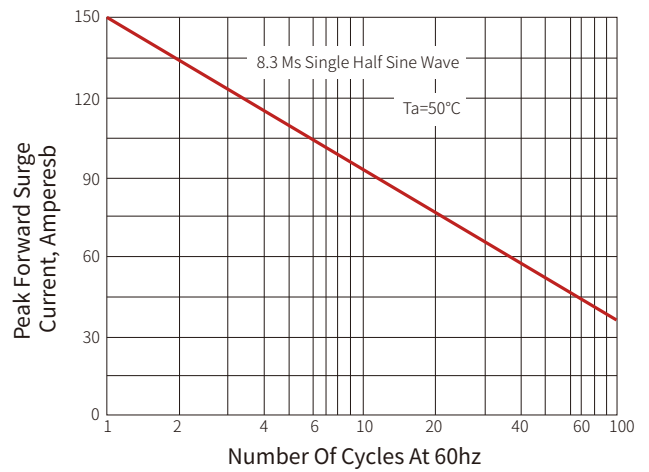
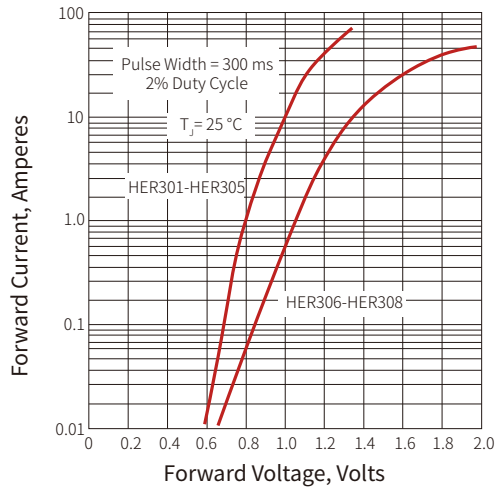
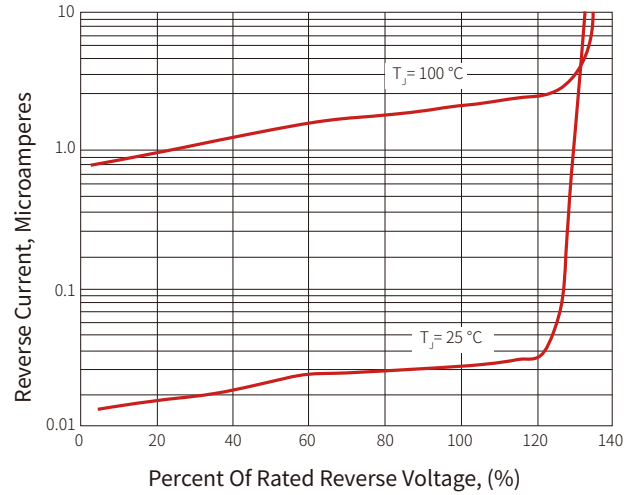


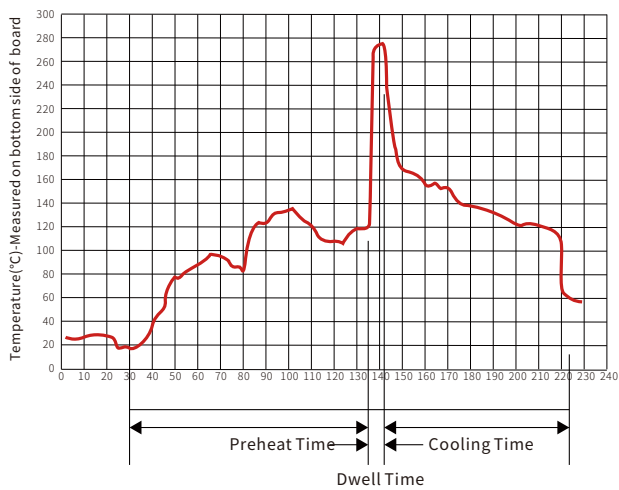
Fig.3 - Maximum Non-repetitive Peak Forward Surge Current



CHARACTERISTIC CURVES

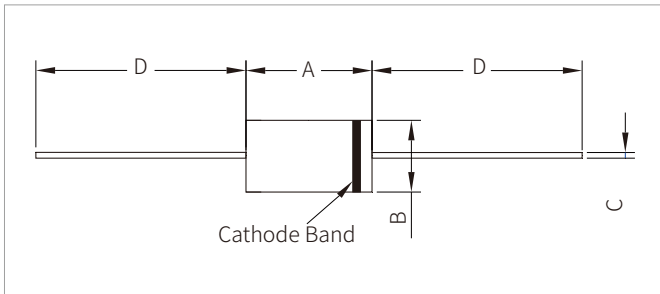
Fig.4 - Typical Forward Characteristics

Fig.5 - Typical Reverse Characteristics


WAVE SOLDERING



Wave Parameter		Lead-free assembly
Pre Heat	Temperature Min	100 $^\circ\text{C}$
	Temperature Max	150 $^\circ\text{C}$
	Time(min to max)	60 – 180 secs
Solder pot Temperature		280 $^\circ\text{C}$ Max
Solder Dwell Time		2-5 seconds

DO-201 PACKAGE INFORMATION



Ref.	Millimeters		Inches	
	Min.	Max.	Min.	Max.
A	8.50	9.50	0.335	0.375
B	4.80	5.60	0.189	0.220
C	1.10	1.45	0.043	0.057
D	24.00	-	0.945	-

ORDERING INFORMATION

Part Number	Component Package	Per Carton	Description
HER301-HER308	DO-201	1250pcs	Reel

Headquarters

No.3387 Shendu Road
Pujiang I&E Park
Minhang Shanghai China
201000

Hotline

400-021-5756

Web

<https://www.semiware.com>

Sales Center

Tel: 86-21-3463-7458
Email: sales18@semiware.com

Customer Service

Tel: 86-21-5484-1001
Email: sales17@semiware.com

Technical Support

Tel: 86-21-3463-7654
Email: fae01@semiware.com

Complaint & Suggestions

Tel: 86-21-3463-7172
Ext: 8868
Email: cs03@semiware.com

By QR Code

Website



Wechat

To find your local partner within Semiware's global website: www.semiware.com

© 2022 Semiware Semiconductor Inc.

The content of this document has been carefully checked and understood. However, neither Semiware nor its subsidiaries assume any liability whatsoever for any errors or inaccuracies of this document and the consequences thereof. Published specifications are subject to change without notice. Product suitability for any area of application must ultimately be determined by the customer. In all cases, products must never be operated outside their published specifications. Semiware does not guarantee the availability of all published products. This disclaimer shall be governed by substantive Chinese law and resulting disputes shall be settled by the courts at the place of business of Semiware. Latest publications and a complete disclaimer can be downloaded from the Semiware website. All trademarks recognized.