

## FEATURES

- | Low Reverse Leakage
- | High Forward Surge Capability
- | High Reliability
- | High Temperature Soldering Guaranteed:260°C/10seconds



DO-214AC(SMA)



Schematic Symbol

## MECHANICAL DATA

- | Case:SMA Molded Plastic
- | Epoxy: UL 94v-0 Rate Flame Retardant
- | Lead: Pure Tin Plated, Lead Free

## APPROVALS

<b>RoHS</b>	Compliance with 2011/65/EU
<b>HF</b>	Compliance with IEC61249-2-21:2003

## MAXIMUM RATINGS AND CHARACTERISTICS (T<sub>A</sub>=25°C)

Symbol	Parameter	M1	M2	M3	M4	M5	M6	M7	Unit	
	Marking	M1	M2	M3	M4	M5	M6	M7		
V <sub>RRM</sub>	Maximum repetitive peak reverse voltage	50	100	200	400	600	800	1000		
V <sub>RMS</sub>	Maximum RMS voltage	35	70	140	280	420	560	700	V	
V <sub>DC</sub>	Maximum DC blocking voltage	50	100	200	400	600	800	1000		
I <sub>F(AV)</sub>	Maximum average forward rectified current	1.0								A
I <sub>FSM</sub>	Non-repetitive peak forward surge current 8.3 ms singlehalf sine-wave	30								
V <sub>F</sub>	Maximum forward voltage I <sub>F</sub> =1A	1.1								V
I <sub>R</sub>	Maximum reverse current @V <sub>DC</sub>	T <sub>A</sub> =25°C							5	μA
		T <sub>A</sub> =100°C							100	
R <sub>θJA</sub>	Typical thermal resistance (Note 1)	47								°C/W
C <sub>J</sub>	Type junction capacitance V <sub>R</sub> =4.0V,f=1MHz	65								PF
T <sub>J</sub>	Operating junction temperature rang	-55~+125								°C
T <sub>STG</sub>	Storage temperature rang	-55~+150								°C

Note: 1) Thermal resistance from junction to ambient, PCB mounted.

# CHARACTERISTIC CURVES

Fig.1 Typical Forward Characteristic

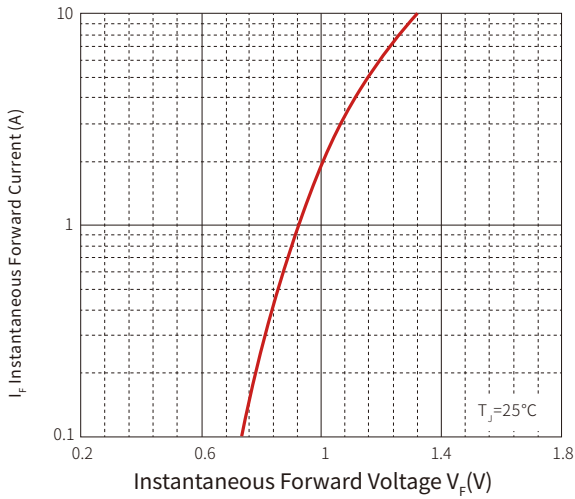


Fig.2 Forward Current Derating Curve

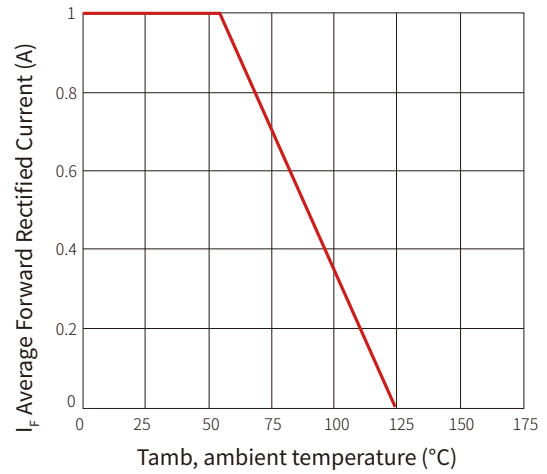


Fig.3 Maximum Non Repetitive Peak Forward Surge Current

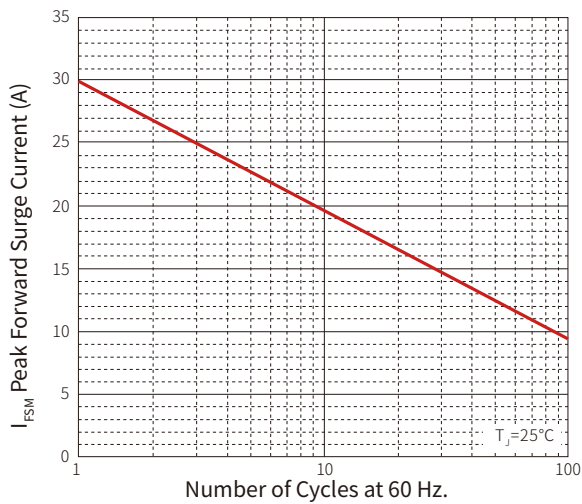
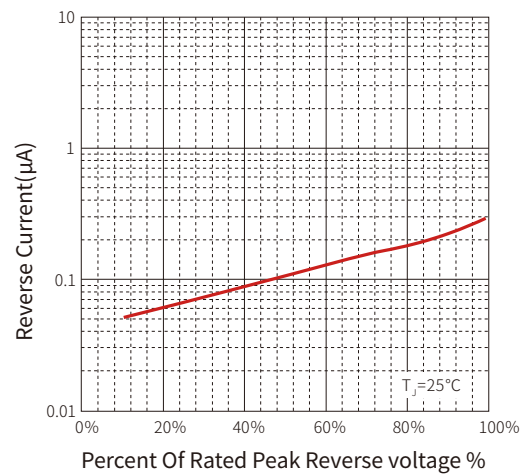
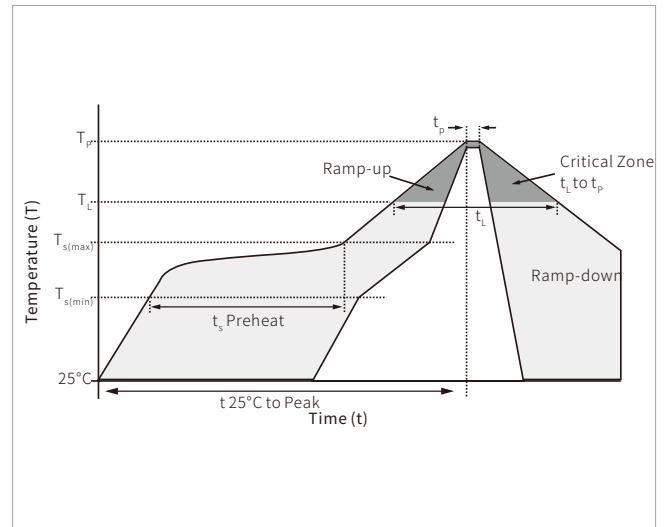


Fig.4 Typical Reverse Characteristics

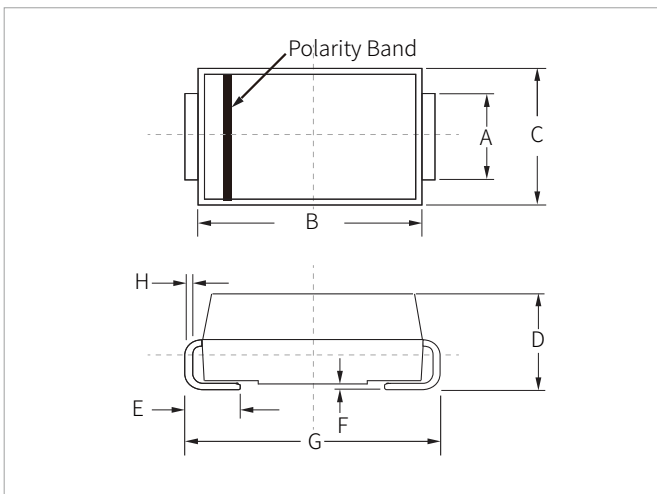


## SOLDERING PARAMETERS

Reflow Condition		Lead-free assembly
Pre Heat	Temperature Max ( $T_{s(min)}$ )	150°C
	Temperature Max ( $T_{s(max)}$ )	200°C
	Time (min to max) ( $t_s$ )	60 – 180 secs
Average ramp up rate (Liquidus Temp ( $T_L$ ) to peak)		3°C/second max
$T_{s(max)}$ to $T_L$ - Ramp-up Rate		3°C/second max
Reflow	Temperature ( $T_L$ ) (Liquidus)	217°C
	Time (min to max) ( $t_L$ )	60 – 150 seconds
Peak Temperature ( $T_p$ )		260°C
Time within 5°C of actual peak Temperature ( $t_p$ )		20 – 40 seconds
Ramp-down Rate		6°C/second max
Time 25°C to peak Temperature ( $T_p$ )		8 minutes max.
Do not exceed		260°C

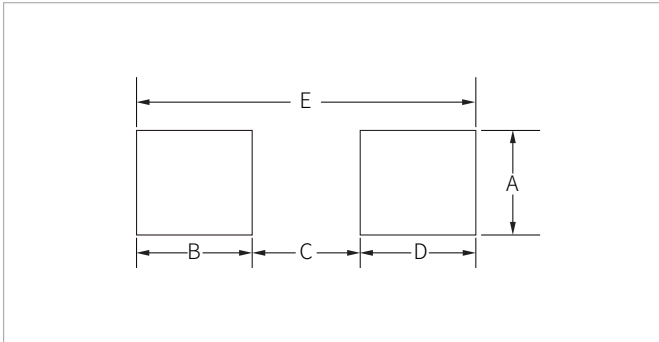


## DO-214AC(SMA) PACKAGE INFORMATION



Ref.	Millimeters		Inches	
	Min.	Max.	Min.	Max.
A	1.20	1.60	0.047	0.063
B	4.20	4.60	0.165	0.181
C	2.40	2.80	0.094	0.110
D	2.00	2.40	0.079	0.094
E	0.76	1.52	0.030	0.060
F	0.02	0.20	0.001	0.008
G	4.85	5.25	0.191	0.207
H	0.15	0.30	0.006	0.012

## RECOMMENDED PAD LAYOUT DIMENSIONS



Ref.	Millimeters		Inches	
	Min.	Max.	Min.	Max.
A	1.63	-	0.064	-
B	1.45	-	0.057	-
C	-	2.80	-	0.090
D	1.45	-	0.057	-
E	5.28REF		0.208REF	

## ORDERING INFORMATION

Part Number	Component Package	QTY/Reel	Reel Size
M1~M7	DO-214AC(SMA)	7500PCS	13"

**Headquarters**

No.3387 Shendu Road  
Pujiang I&E Park  
Minhang Shanghai China  
201000

**Hotline**

400-021-5756

**Web**

<https://www.semiware.com>

**Sales Center**

Tel: 86-21-3463-7458  
Email: [sales18@semiware.com](mailto:sales18@semiware.com)

**Customer Service**


Tel: 86-21-5484-1001  
Email: [sales17@semiware.com](mailto:sales17@semiware.com)

**Technical Support**

Tel: 86-21-3463-7654  
Email: [fae01@semiware.com](mailto:fae01@semiware.com)

**Complaint & Suggestions**

Tel: 86-21-3463-7172  
Ext: 8868  
Email: [cs03@semiware.com](mailto:cs03@semiware.com)

**By QR Code**

Website



Wechat

To find your local partner within Semiware's global website: [www.semiware.com](http://www.semiware.com)

© 2022 Semiware Semiconductor Inc.

The content of this document has been carefully checked and understood. However, neither Semiware nor its subsidiaries assume any liability whatsoever for any errors or inaccuracies of this document and the consequences thereof. Published specifications are subject to change without notice. Product suitability for any area of application must ultimately be determined by the customer. In all cases, products must never be operated outside their published specifications. Semiware does not guarantee the availability of all published products. This disclaimer shall be governed by substantive Chinese law and resulting disputes shall be settled by the courts at the place of business of Semiware. Latest publications and a complete disclaimer can be downloaded from the Semiware website. All trademarks recognized.