

## FEATURES

- | For Switching and Amplifier Applications

---

- | Complementary to MMBTA56

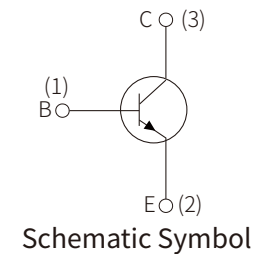
---

- | Power Dissipation of 300mW

---

- | High Stability and High Reliability

---

## MECHANICAL DATA

- | SOT-23 small outline plastic package

---

- | Epoxy UL: 94V-0

---

- | Mounting position: Any

---

## APPROVALS

<b>RoHS</b>	Compliance with 2011/65/EU
<b>HF</b>	Compliance with IEC61249-2-21:2003

## MAXIMUM RATINGS ( $T_A=25^{\circ}\text{C}$ )

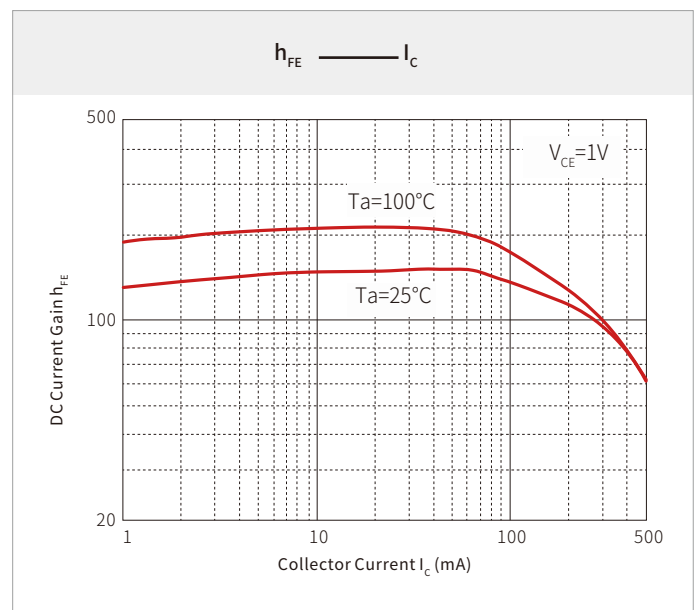
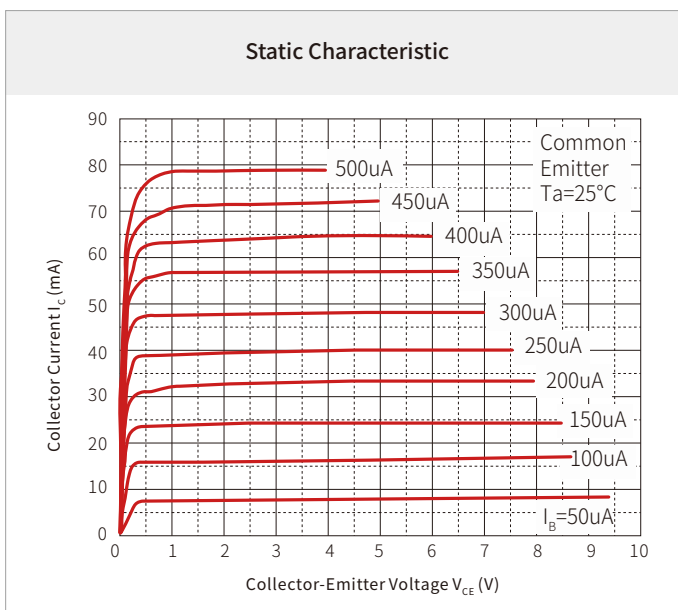
Parameter	Symbol	Value	Unit
Collector-Base Voltage	$V_{\text{CBO}}$	80	V
Collector-Emitter Voltage	$V_{\text{CEO}}$	80	
Emitter-Base Voltage	$V_{\text{EBO}}$	4	
Collector Current	$I_{\text{C}}$	500	mA
Collector Power Dissipation	$P_{\text{C}}$	300	mW
Thermal Resistance From Junction To Ambient	$R_{\theta\text{JA}}$	416	$^{\circ}\text{C}/\text{W}$
Junction Temperature	$T_{\text{J}}$	150	$^{\circ}\text{C}$
Storage Temperature	$T_{\text{STG}}$	-55~+150	$^{\circ}\text{C}$

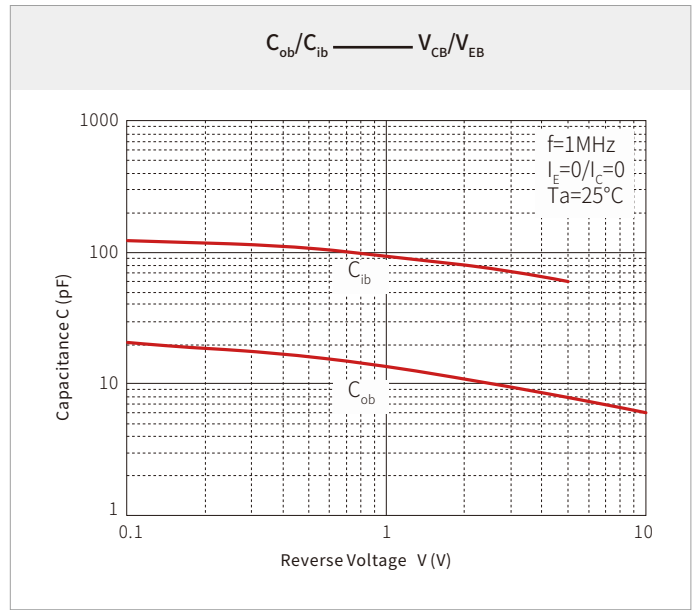
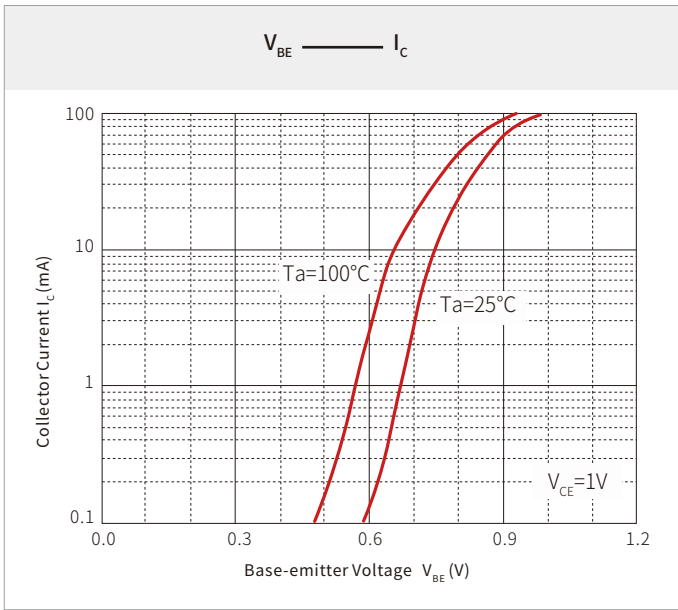
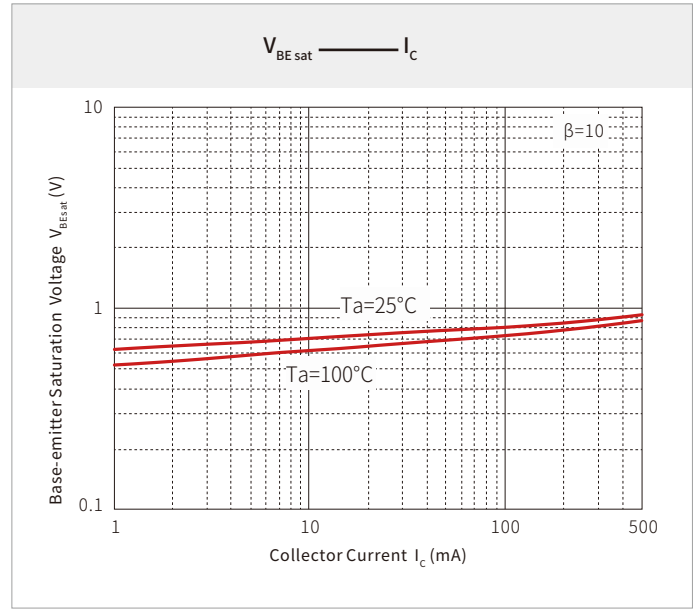
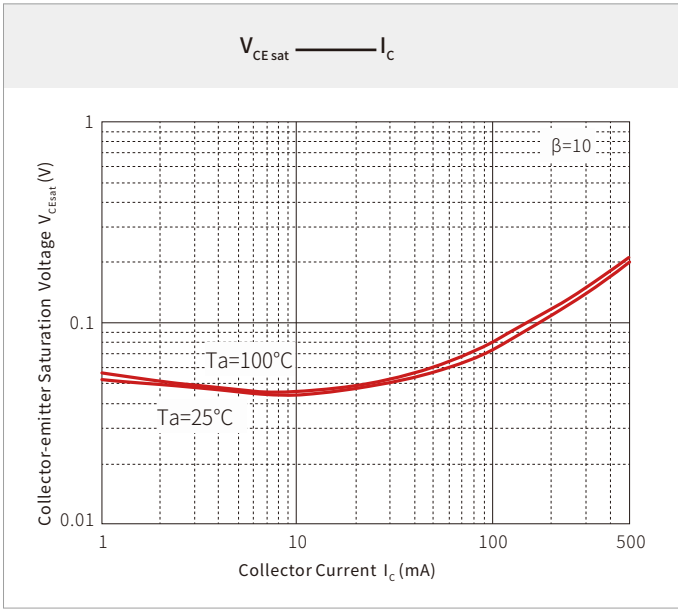
## ELECTRICAL CHARACTERISTICS (T<sub>A</sub>=25°C)

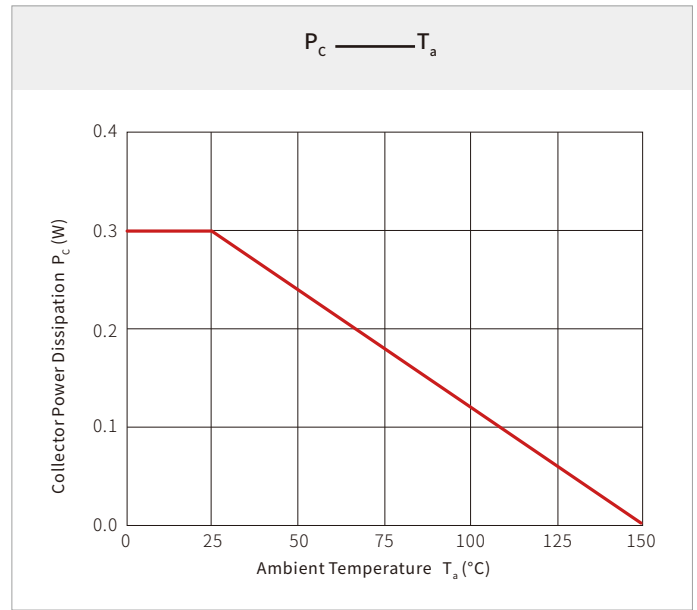
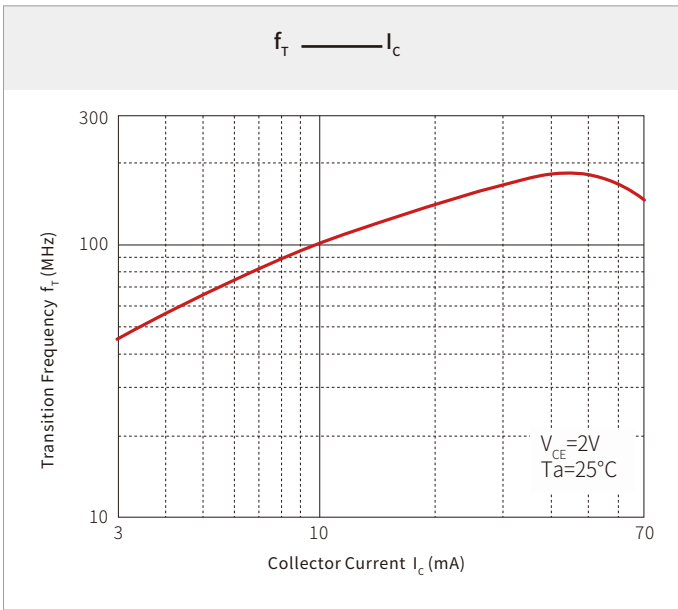
Parameter	Symbol	Test Conditions	Min.	Typ.	Max.	Unit
Collector-base breakdown voltage	V <sub>(BR)CBO</sub>	I <sub>C</sub> =100μA, I <sub>E</sub> =0	80			V
Collector-emitter breakdown voltage	V <sub>(BR)CEO</sub>	I <sub>C</sub> =1mA, I <sub>B</sub> =0	80			
Emitter-base breakdown voltage	V <sub>(BR)EBO</sub>	I <sub>E</sub> =100μA, I <sub>C</sub> =0	4			
Collector cut-off current	I <sub>CEO</sub>	V <sub>CE</sub> =60V, I <sub>B</sub> =0			1.0	μA
Collector cut-off current	I <sub>CBO</sub>	V <sub>CB</sub> =80V, I <sub>E</sub> =0			100	nA
Emitter cut-off current	I <sub>EBO</sub>	V <sub>EB</sub> =3V, I <sub>C</sub> =0			100	
DC current gain	h <sub>FE(1)</sub> *	V <sub>CE</sub> =1V, I <sub>C</sub> =10mA	100		400	V
	h <sub>FE(2)</sub> *	V <sub>CE</sub> =1V, I <sub>C</sub> =100mA	100			
Collector-emitter saturation voltage	V <sub>CE(sat)</sub> *	I <sub>C</sub> =100mA, I <sub>B</sub> =10mA			0.25	V
Base-emitter saturation voltage	V <sub>BE(sat)</sub> *	I <sub>C</sub> =100mA, I <sub>B</sub> =10mA			1.20	
Transition frequency	f <sub>T</sub>	V <sub>CE</sub> =2V, I <sub>C</sub> =10mA, f=100MHz	100			MHz

\*Pulse test: pulse width ≤ 300μs, duty cycle ≤ 2.0%.

## TYPICAL CHARACTERISTICS

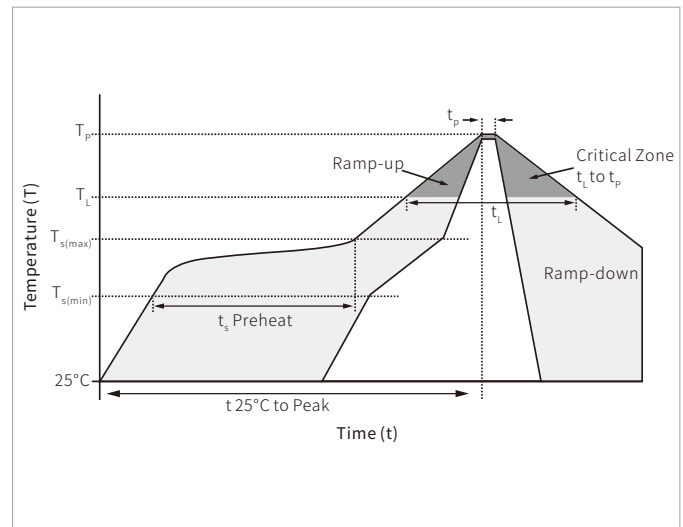




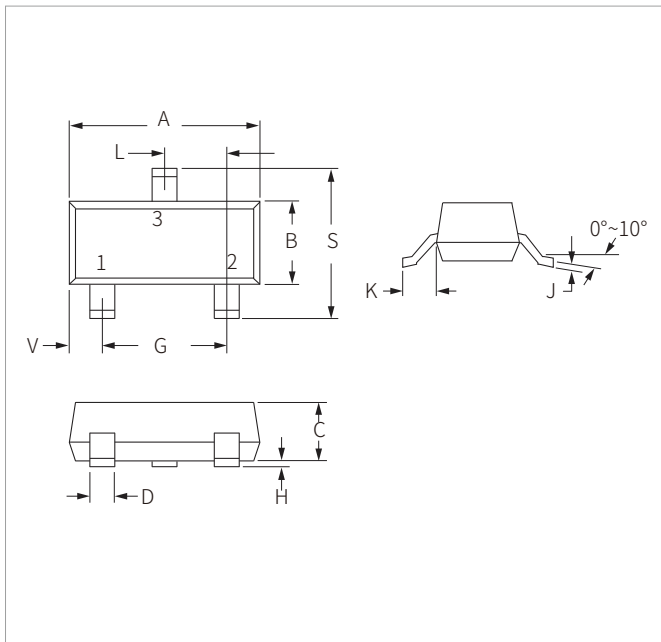


## SOLDERING PARAMETERS

Reflow Condition		Lead-free assembly
Pre Heat	Temperature Max ( $T_{s(min)}$ )	150°C
	Temperature Max ( $T_{s(max)}$ )	200°C
	Time (min to max) ( $t_s$ )	60 – 180 secs
Average ramp up rate (Liquidus Temp ( $T_L$ ) to peak)		3°C/second max
$T_{s(max)}$ to $T_L$ - Ramp-up Rate		3°C/second max
Reflow	Temperature ( $T_L$ ) (Liquidus)	217°C
	Time (min to max) ( $t_L$ )	60 – 150 seconds
Peak Temperature ( $T_p$ )		260°C
Time within 5°C of actual peak Temperature ( $t_p$ )		20 – 40 seconds
Ramp-down Rate		6°C/second max
Time 25°C to peak Temperature ( $T_p$ )		8 minutes max.
Do not exceed		260°C

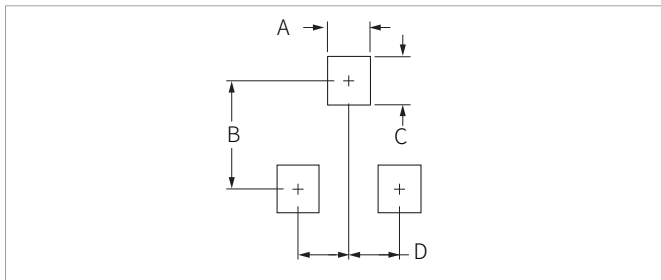


## SOT-23 PACKAGE INFORMATION



Ref.	Millimeters		Inches	
	Min.	Max.	Min.	Max.
A	2.80	3.05	0.110	0.120
B	1.20	1.40	0.047	0.055
C	0.90	1.15	0.035	0.045
D	0.37	0.50	0.015	0.020
G	1.75	2.05	0.069	0.081
H	0.01	0.100	0.001	0.004
J	0.085	0.180	0.003	0.007
K	0.35	0.69	0.014	0.029
L	0.89	1.02	0.035	0.040
S	2.10	2.65	0.083	0.104
V	0.45	0.60	0.018	0.024

## RECOMMENDED PAD LAYOUT DIMENSIONS



Ref.	Millimeters		Inches	
	Min.	Max.	Min.	Max.
A	0.71	0.97	0.028	0.038
B	1.88	2.13	0.074	0.084
C	0.71	0.97	0.028	0.038
D	0.81	1.07	0.032	0.042

## ORDERING INFORMATION

Part Number	Component Package	QTY/Reel	Reel Size
MMBTA06	SOT-23	3000PCS	7"

**Headquarters**

No.3387 Shendu Road  
Pujiang I&E Park  
Minhang Shanghai China  
201000

**Hotline**

400-021-5756

**Web**

<https://www.semiware.com>

**Sales Center**

Tel: 86-21-3463-7458  
Email: [sales18@semiware.com](mailto:sales18@semiware.com)

**Customer Service**

Tel: 86-21-5484-1001  
Email: [sales17@semiware.com](mailto:sales17@semiware.com)

**Technical Support**

Tel: 86-21-3463-7654  
Email: [fae01@semiware.com](mailto:fae01@semiware.com)

**Complaint & Suggestions**

Tel: 86-21-3463-7172  
Ext: 8868  
Email: [cs03@semiware.com](mailto:cs03@semiware.com)

**By QR Code**

Website



Wechat

To find your local partner within Semiware' s global website: [www.semiware.com](http://www.semiware.com)

© 2022 Semiware Semiconductor Inc.

The content of this document has been carefully checked and understood. However, neither Semiware nor its subsidiaries assume any liability whatsoever for any errors or inaccuracies of this document and the consequences thereof. Published specifications are subject to change without notice. Product suitability for any area of application must ultimately be determined by the customer. In all cases, products must never be operated outside their published specifications. Semiware does not guarantee the availability of all published products. This disclaimer shall be governed by substantive Chinese law and resulting disputes shall be settled by the courts at the place of business of Semiware. Latest publications and a complete disclaimer can be downloaded from the Semiware website. All trademarks recognized.