

## FEATURES


- | Glass-passivated mesa chip for reliability and uniform
- | High current output up to 55A

## APPLICATIONS

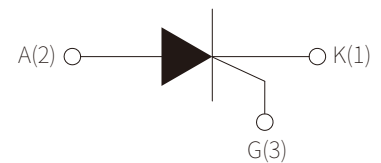
- | Motor cycle
- | Power charger
- | T-tools etc

## APPROVALS

<b>RoHS</b>	Compliance with 2011/65/EU
<b>HF</b>	Compliance with IEC61249-2-21:2003



TO-247



Schematic Symbol

## ABSOLUTE MAXIMUM RATINGS

Parameter	Symbol	Value	Unit
Repetitive peak off-state voltage ( $T_j=25^\circ\text{C}$ )	$V_{\text{DRM}}$	1200	V
Repetitive peak reverse voltage ( $T_j=25^\circ\text{C}$ )	$V_{\text{RRM}}$	1200	
RMS on-state current ( $T_c \leq 87^\circ\text{C}$ )	$I_{\text{T(RMS)}}$	55	A
Non repetitive surge peak on-state current ( $t_p=10\text{ms}, T_j=25^\circ\text{C}$ )	$I_{\text{TSM}}$	700	
$I^2t$ value for fusing ( $t_p=10\text{ms}, T_j=25^\circ\text{C}$ )	$I^2t$	2450	$\text{A}^2\text{S}$
Critical rate of rise of on-state current ( $I_G=2 \cdot I_{\text{GT}}, f=100\text{Hz}, T_j=125^\circ\text{C}$ )	$di/dt$	200	$\text{A}/\mu\text{s}$
Peak gate current ( $t_p=20\mu\text{s}, T_j=125^\circ\text{C}$ )	$I_{\text{GM}}$	10	A
Average gate power dissipation ( $T_j=125^\circ\text{C}$ )	$P_{\text{G(AV)}}$	1	W
Storage junction temperature range	$T_{\text{STG}}$	-40~+150	°C
Operating junction temperature range	$T_j$	-40~+125	

## ELECTRICAL CHARACTERISTICS (T<sub>j</sub>=25°C unless otherwise specified)

Symbol	Test Condition	Value			Unit
		Min.	Typ.	Max.	
I <sub>GT</sub>	V <sub>D</sub> =12V, R <sub>L</sub> =33Ω	-	-	50	mA
V <sub>GT</sub>		-	-	1	V
V <sub>GD</sub>	V <sub>D</sub> =V <sub>DRM</sub> , R <sub>L</sub> =3.3KΩ, T <sub>j</sub> =125°C	0.2	-	-	
I <sub>H</sub>	I <sub>j</sub> =500mA	-	-	100	mA
I <sub>L</sub>	I <sub>G</sub> =1.2I <sub>GT</sub>	-	-	120	
dV <sub>D</sub> /dt	V <sub>D</sub> =800V Gate Open T <sub>j</sub> =125°C	1200	-	-	V/μs

## STATIC CHARACTERISTICS

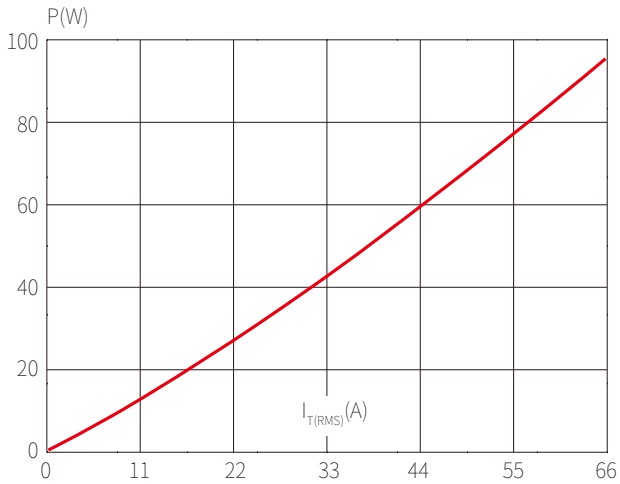
Symbol	Parameter	Value	Unit
V <sub>TM</sub>	I <sub>TM</sub> =80A, tp=380μs	≤1.5	V
I <sub>DRM</sub>	V <sub>D</sub> =V <sub>DRM</sub> , V <sub>R</sub> =V <sub>RRM</sub>	≤10	μA
I <sub>RRM</sub>		≤6	mA

## THERMAL RESISTANCES

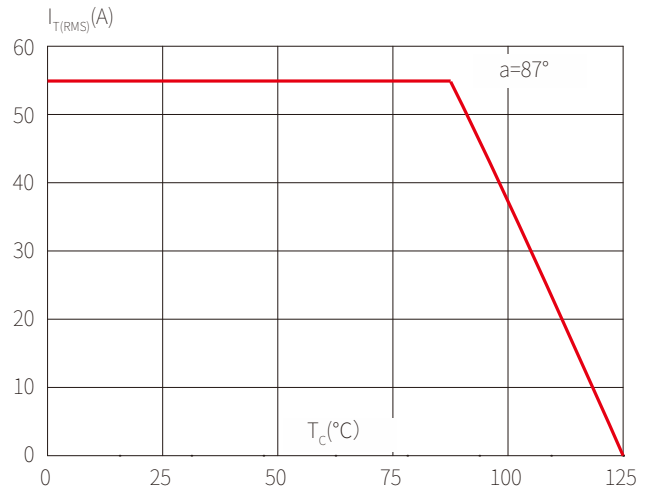
Symbol	Parameter	Value	Unit
R <sub>th(j-c)</sub>	Junction to case(DC)	0.5	°C/W

# PARAMETER CHARACTERISTIC CURVE

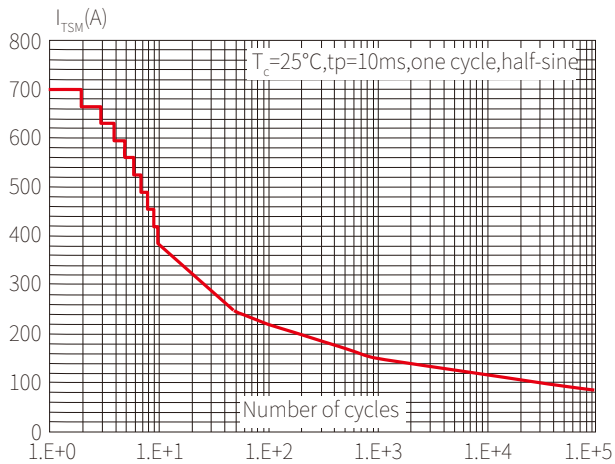
**FIG.1 Maximum power dissipation versus RMS on-state current**



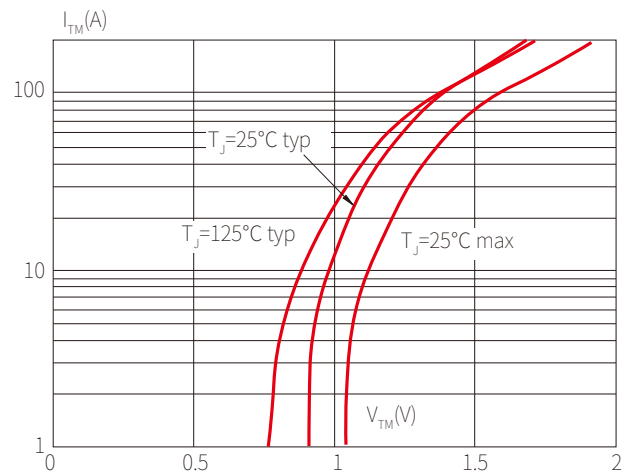
**FIG.2: RMS on-state current versus case temperature**



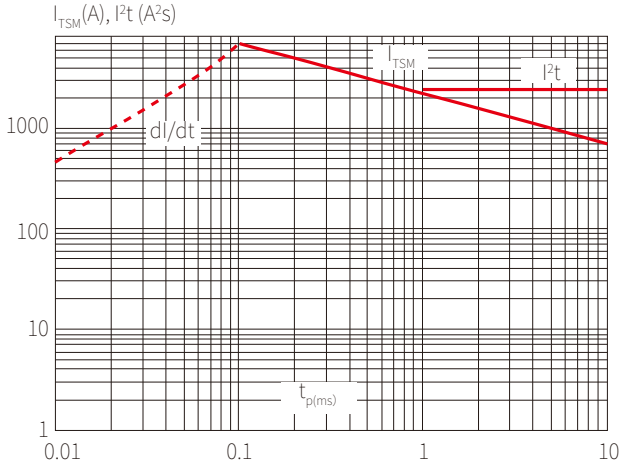
**FIG.3: Surge peak on-state current versus number of cycles**



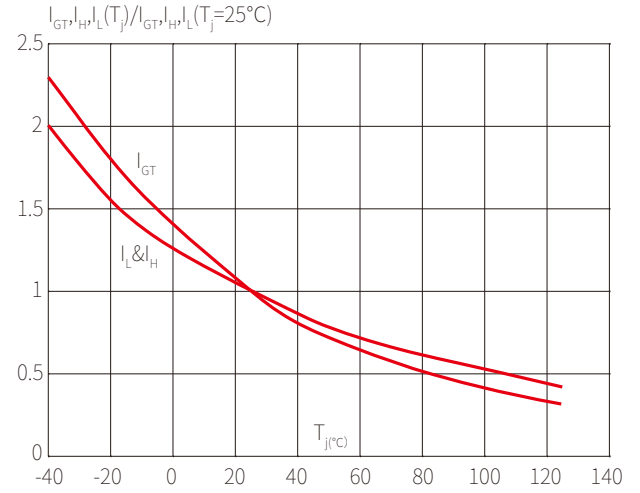
**FIG.4 On-state characteristics**



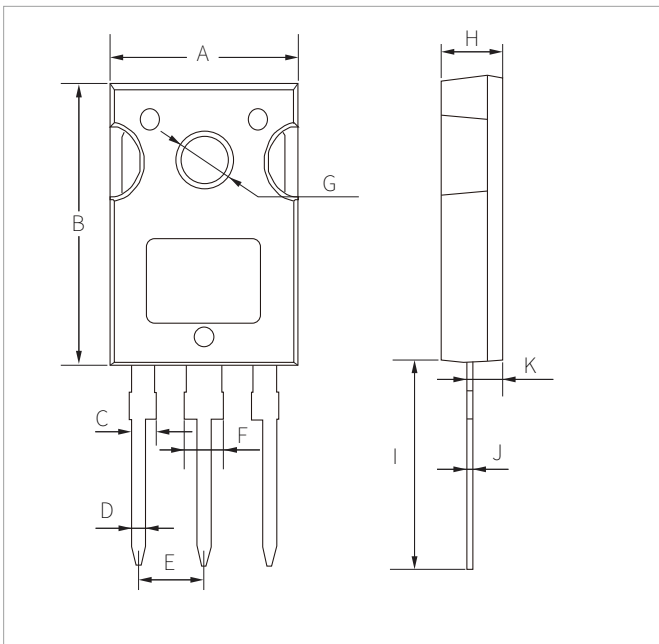
**FIG.5: Non-repetitive surge peak on-state current for a sinusoidal pulse with width  $t_p < 10\text{ms}$ , and corresponding value of  $I^2t$  ( $di/dt < 200\text{A}/\mu\text{s}$ )**



**FIG.6 Relative variations of gate trigger current, holding current and latching current versus junction temperature**



## TO-247 PACKAGE INFORMATION



Ref.	Millimeters		Inches	
	Min.	Max.	Min.	Max.
A	15.4	15.8	0.606	0.662
B	19.5	20.5	0.767	0.807
C	1.8	2.2	0.070	0.087
D	1.15	1.25	0.045	0.050
E	5.2	5.7	0.204	0.225
F	2.8	3.2	0.110	0.126
G	3.4	3.8	0.133	0.149
H	4.8	5.0	0.188	0.204
I	14.0	14.5	0.550	0.570
J	0.4	0.7	0.015	0.029
K	2.4		0.095	

## ORDERING INFORMATION

Part Number	Component Package	QTY/Tube	QTY/Box	QTY/Carton
SCG55C120	TO-247	30PCS	450PCS	2250PCS

**Headquarters**

No.3387 Shendu Road  
Pujiang I&E Park  
Minhang Shanghai China  
201000

**Hotline**

400-021-5756

**Web**

<https://www.semiware.com>

**Sales Center**

Tel: 86-21-3463-7458  
Email: [sales18@semiware.com](mailto:sales18@semiware.com)

**Customer Service**

Tel: 86-21-5484-1001  
Email: [sales17@semiware.com](mailto:sales17@semiware.com)

**Technical Support**

Tel: 86-21-3463-7654  
Email: [fae01@semiware.com](mailto:fae01@semiware.com)

**Complaint & Suggestions**

Tel: 86-21-3463-7172  
Ext: 8868  
Email: [cs03@semiware.com](mailto:cs03@semiware.com)

**By QR Code**

Website



Wechat

To find your local partner within Semiware' s global network: [www.semiware.com](http://www.semiware.com)

© 2022 Semiware Semiconductor Inc.

The content of this document has been carefully checked and understood. However, neither Semiware nor its subsidiaries assume any liability whatsoever for any errors or inaccuracies of this document and the consequences thereof. Published specifications are subject to change without notice. Product suitability for any area of application must ultimately be determined by the customer. In all cases, products must never be operated outside their published specifications. Semiware does not guarantee the availability of all published products. This disclaimer shall be governed by substantive Chinese law and resulting disputes shall be settled by the courts at the place of business of Semiware. Latest publications and a complete disclaimer can be downloaded from the Semiware website. All trademarks recognized.