


FEATURES

- | 60Watts peak pulse power (tp = 8/20µs)
- | Package optimized for high-speed lines
- | Protects two I/O lines
- | Low operating and clamping voltages

APPLICATIONS

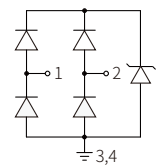
- | High Definition Multi-Media Interface (HDMI)
- | USB 1.1/2.0/3.0/OTG
- | IEEE 1394 Firewire Ports
- | Projection TV Monitors and Flat Panel Displays
- | Notebook Computers
- | Set Top Box



DFN1610-6L

0522P

Marking



Schematic Symbol

IEC COMPATIBILITY

- | IEC61000-4-2 (ESD) ±30kV (air), ±20kV (contact)
- | IEC61000-4-4 (EFT) 40A (5/50ns)

APPROVALS

RoHS	Compliance with 2011/65/EU
HF	Compliance with IEC61249-2-21:2003

THERMAL CONSIDERATIONS

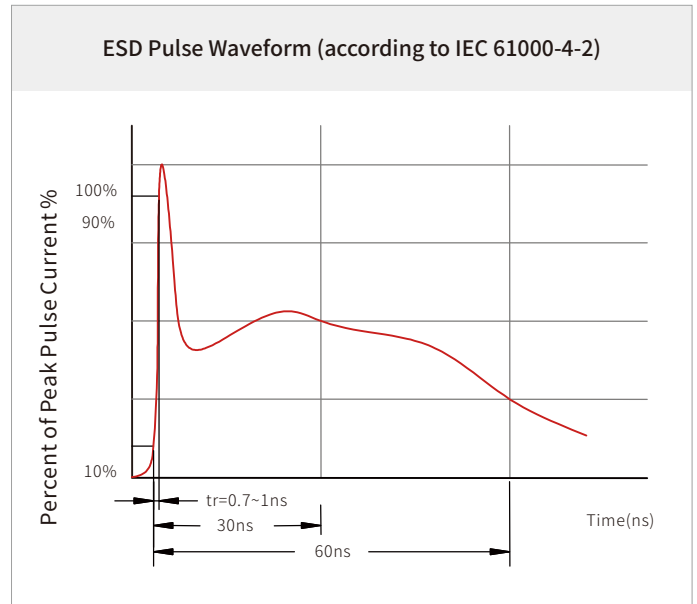
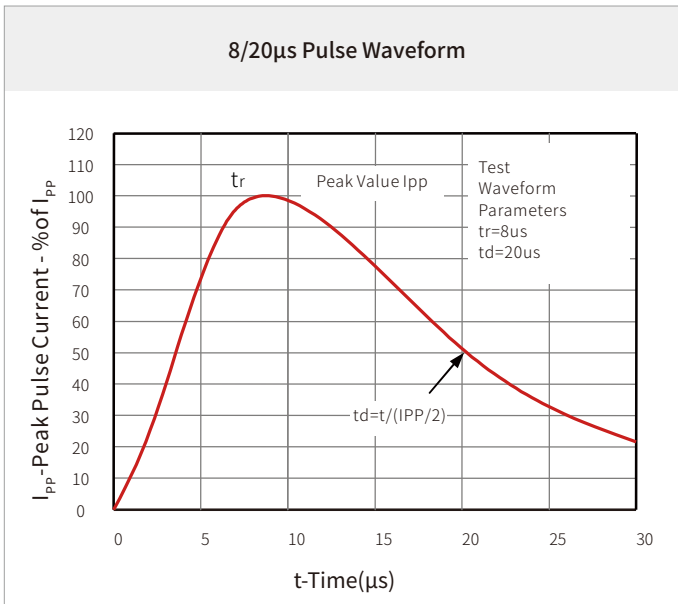
Symbol	Parameter	Value	Unit
P _{PP}	Peak Pulse Power (tp=8/20µs waveform)	60	Watts
T _J	Operating Temperature Range	-55 to +125	°C
T _{STG}	Storage Temperature Range	-55 to +150	°C

ELECTRICAL CHARACTERISTICS

Symbol	Parameter	Condition	Min.	Typ.	Max.	Unit
V _{RWM}	Reverse Stand-off Voltage				3.3	V
V _{BR}	Reverse Breakdown Voltage	I _T =1mA	6.0			V
I _R	Reverse Leakage Current	V _{RWM} =3.3V			100	nA
V _F	Diode Forward Voltage	I _F = 15 mA			1.2	V
V _C	Clamping Voltage	I _{PP} =1A, tp=8/20µs			10	V
V _C	Clamping Voltage	I _{PP} =4A, tp=8/20µs			15	V
I _{PP}	Peak Pulse Current	tp=8/20µs			4	A
C _J	Off State Junction Capacitance	V _R =0V, f=1MHz I/O-GND		0.4	0.6	pF
C _J	Off State Junction Capacitance	V _R =0V, f=1MHz I/O-I/O		0.2	0.3	pF

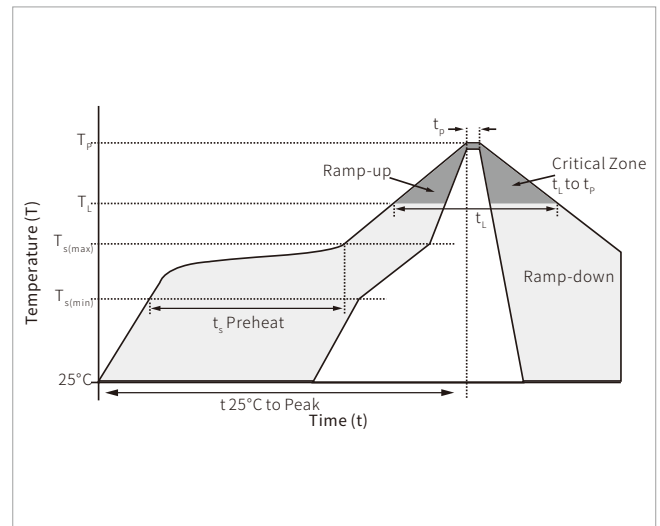
Note: I/O pins are pin 1 and 2, GND pins are pin 3 and 4

CHARACTERISTIC CURVES

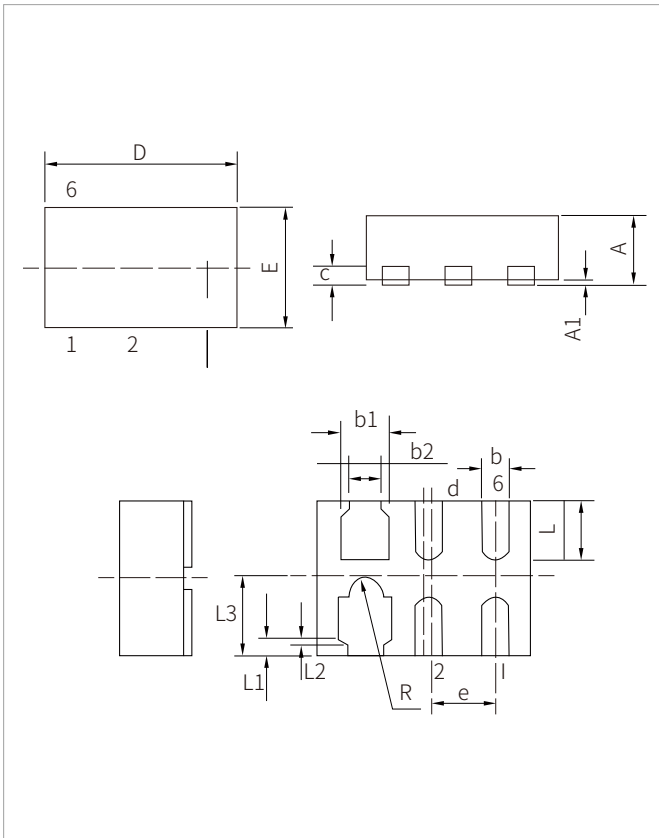


SOLDERING PARAMETERS

Reflow Condition		Lead-free assembly
Pre Heat	Temperature Max ($T_{s(min)}$)	150°C
	Temperature Max ($T_{s(max)}$)	200°C
	Time (min to max) (t_s)	60 – 180 secs
Average ramp up rate (Liquidus Temp (T_L) to peak)		3°C/second max
$T_{s(max)}$ to T_L - Ramp-up Rate		3°C/second max
Reflow	Temperature (T_L) (Liquidus)	217°C
	Time (min to max) (t_L)	60 – 150 seconds
Peak Temperature (T_p)		260°C
Time within 5°C of actual peak Temperature (t_p)		20 – 40 seconds
Ramp-down Rate		6°C/second max
Time 25°C to peak Temperature (T_p)		8 minutes max.
Do not exceed		260°C

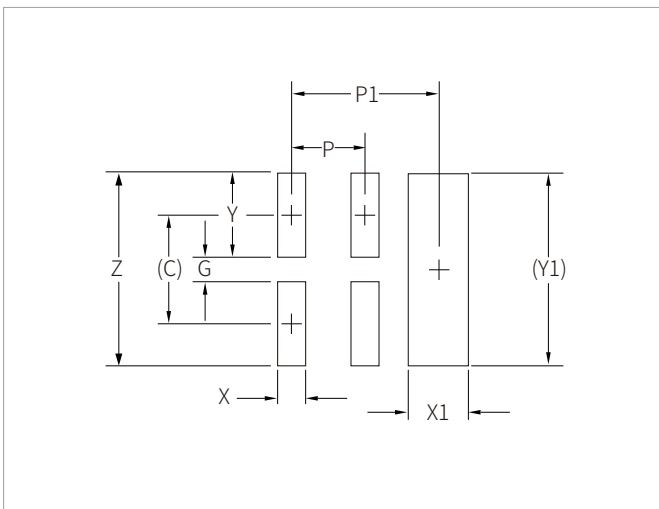


DFN1610-6L PACKAGE INFORMATION



Ref.	Millimeters		Inches	
	Min.	Max.	Min.	Max.
A	0.40	0.60	0.016	0.024
A1	0	0.05	0	0.002
b	0.15	0.25	0.006	0.010
b1	0.35	0.45	0.014	0.018
b2	0.20	0.30	0.008	0.012
c	0.10	0.20	0.004	0.008
d	0.05TYP		0.002	
D	1.50	1.70	0.060	0.067
e	0.50BSC		0.020BSC	
E	0.90	1.10	0.035	0.043
L	0.30	0.45	0.012	0.018
L1	0.10REF		0.004REF	
L2	0.05REF		0.002REF	
L3	0.49REF		0.019REF	
R	0.08	0.18	0.003	0.007

RECOMMENDED PAD LAYOUT DIMENSIONS



Ref.	Millimeters	Inches
C	0.875	0.034
G	0.20	0.008
P	0.50	0.020
P1	1.00	0.039
X	0.20	0.008
X1	0.40	0.016
Y	0.675	0.027
Y1	1.55	0.061
Z	1.55	0.061

ORDERING INFORMATION

Part Number	Component Package	QTY/Reel	Reel Size
SE16P6F06U3.3MB	DFN1610-6L	3000PCS	7"

Headquarters

No.3387 Shendu Road
Pujiang I&E Park
Minhang Shanghai China
201000

Hotline

400-021-5756

Web

<https://www.semiware.com>

Sales Center

Tel: 86-21-3463-7458
Email: sales18@semiware.com

Customer Service

Tel: 86-21-5484-1001
Email: sales17@semiware.com

Technical Support

Tel: 86-21-3463-7654
Email: fae01@semiware.com

Complaint & Suggestions

Tel: 86-21-3463-7172
Ext: 8868
Email: cs03@semiware.com

By QR Code

Website



Wechat

To find your local partner within Semiware' s global website: www.semiware.com

© 2022 Semiware Semiconductor Inc.

The content of this document has been carefully checked and understood. However, neither Semiware nor its subsidiaries assume any liability whatsoever for any errors or inaccuracies of this document and the consequences thereof. Published specifications are subject to change without notice. Product suitability for any area of application must ultimately be determined by the customer. In all cases, products must never be operated outside their published specifications. Semiware does not guarantee the availability of all published products. This disclaimer shall be governed by substantive Chinese law and resulting disputes shall be settled by the courts at the place of business of Semiware. Latest publications and a complete disclaimer can be downloaded from the Semiware website. All trademarks recognized.