

## FEATURES

- | 40W Peak Pulse Power per Line (tp=8/20μs)
- | Protects four I/O lines
- | Operating voltage: 5 V
- | Low capacitance : 0.65pF (Typical any I/O pin to Ground)
- | Fast turn-on and low clamping voltage
- | Solid-state silicon-avalanche and active circuit triggering technology

## APPLICATIONS

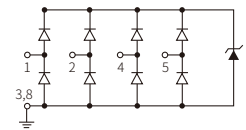
- | High Definition Multi-Media Interface (HDMI) 1.3 & 1.4 & 2.0version
- | Display Port interface
- | SATA and eSATA interface
- | USB 3.0
- | Digital Visual Interface (DVI)
- | USB 2.0 up to 480Mb/s
- | IEEE 1394 up to 3.2 Gb/s
- | Ethernet port : 10/100/1000 Mb/s
- | Desktop and Notebooks PCs
- | Consumer Electronics
- | Set Top Box



DFN2510P10

542B

Marking



Schematic Symbol

## IEC COMPATIBILITY

- | IEC61000-4-2 (ESD) ±15kV (air), ±12kV (contact)
- | IEC61000-4-4 (EFT) 40A (5/50ns)

## APPROVALS

<b>RoHS</b>	Compliance with 2011/65/EU
<b>HF</b>	Compliance with IEC61249-2-21:2003

## THERMAL CONSIDERATIONS

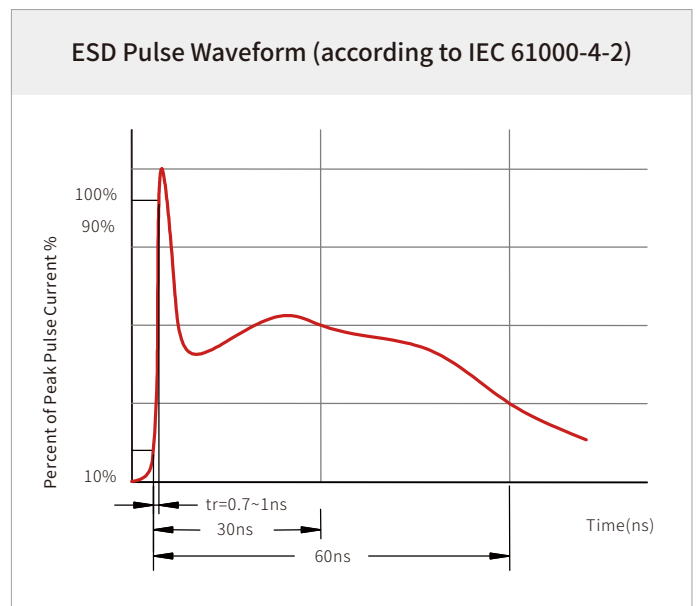
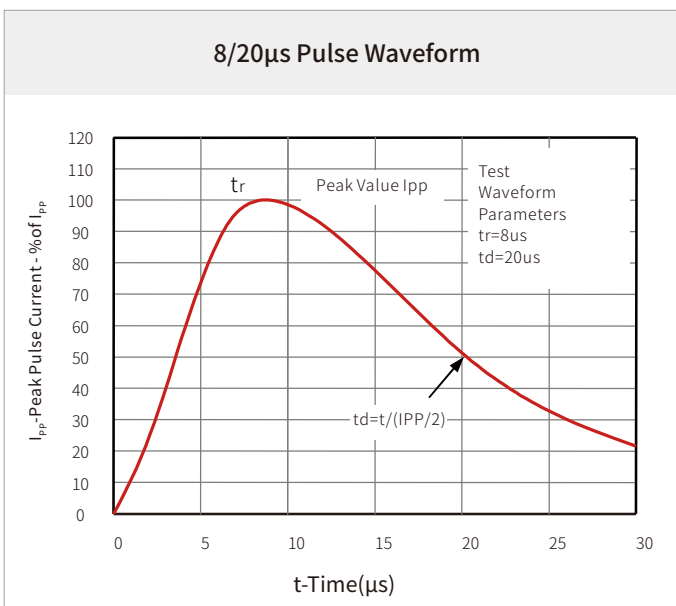
Symbol	Parameter	Value	Unit
P <sub>PP</sub>	Peak Pulse Power (tp=8/20μs waveform)	40	Watts
T <sub>J</sub>	Operating Temperature Range	-55 to +125	°C
T <sub>STG</sub>	Storage Temperature Range	-55 to +150	°C

## ELECTRICAL CHARACTERISTICS

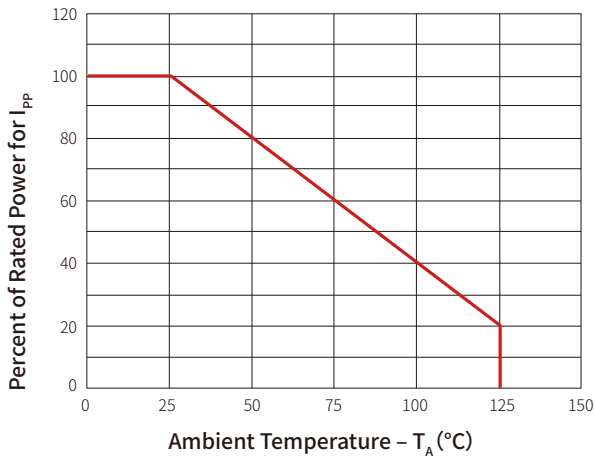
Symbol	Parameter	Condition	Min.	Typ.	Max.	Unit
$V_{RWM}$	Reverse Stand-off Voltage				5.0	V
$V_{BR}$	Reverse Breakdown Voltage	$I_T=1mA$	6.0			V
$I_R$	Reverse Leakage Current	$V_{RWM}=5V$			1.0	$\mu A$
$V_F$	Diode Forward Voltage	$I_F=15mA$			1.2	V
$V_C$	Clamping Voltage	$I_{PP}=1A, tp=8/20\mu s$ Any I/O to Ground			8	V
$V_C$	Clamping Voltage	$I_{PP}=4A, tp=8/20\mu s$ Any I/O to Ground			10	V
$V_C$	Clamping Voltage (Note1)	$I_{PP}=8A, tp=TLP$ Any I/O to Ground		9.1		V
$V_C$	Clamping Voltage(Note1)	$I_{PP}=16A, tp=TLP$ Any I/O to Ground		12.4		V
$V_C$	Clamping Voltage(Note1)	$I_{PP}=8A, tp=TLP$ Ground to Any I/O		3.5		V
$V_C$	Clamping Voltage(Note1)	$I_{PP}=16A, tp=TLP$ Ground to Any I/O		5.9		V
$I_{PP}$	Peak Pulse Current	$tp=8/20\mu s$			4	A
$C_J$	Off State Junction Capacitance	$V_R=0V, f=1MHz$ Any I/O to Ground		0.65		pF
$C_J$	Off State Junction Capacitance	$V_R=0V, f=1MHz$ between I/O pins		0.32		pF

Note1: Non-repetitive current pulse, Transmission Line Pulse (TLP)  $tr=0.2ns$ ,  $tp=100ns$ ; square pulse

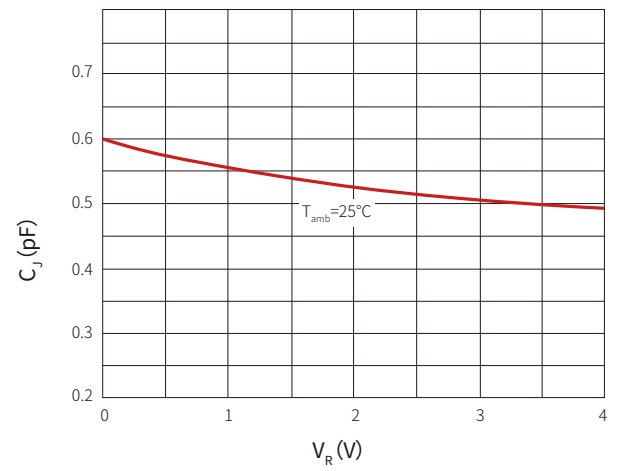
## CHARACTERISTIC CURVES



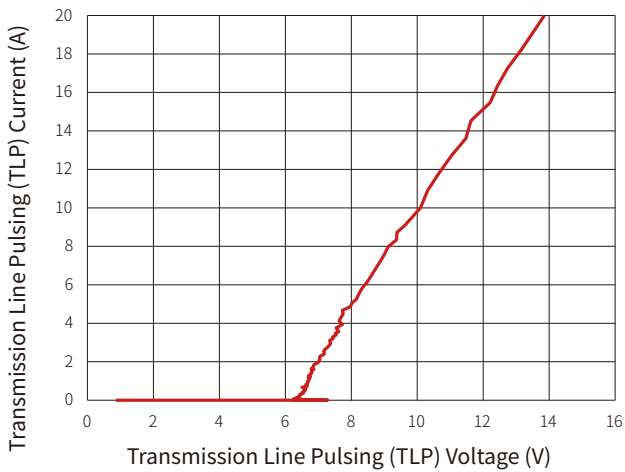
**Power Derating Curve**



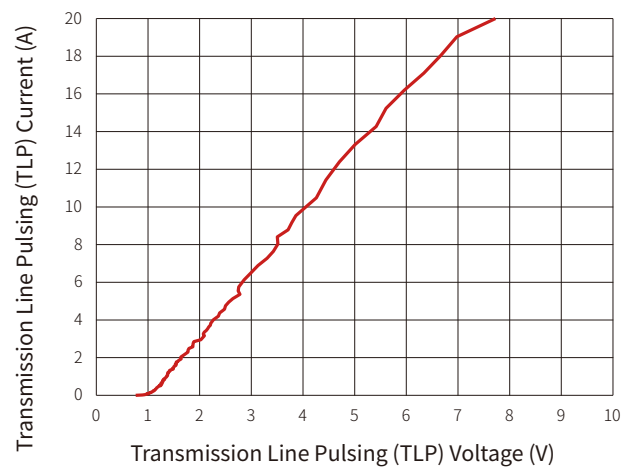
**Junction Capacitance vs  $V_R$**



**Any I/O to Ground TLP Curve**

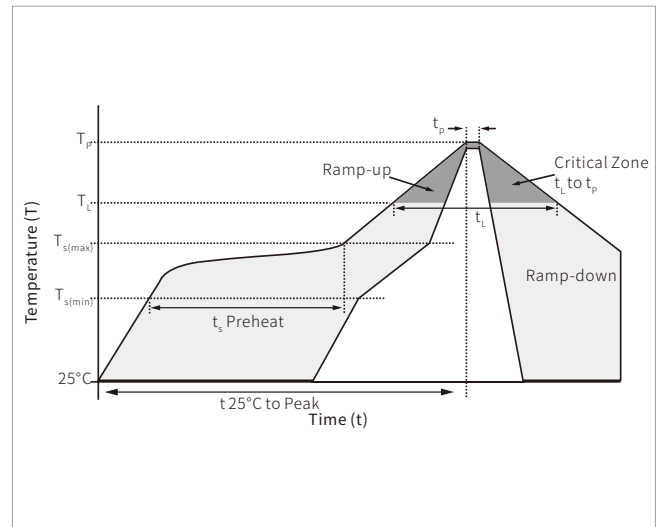


**Ground to Any I/O TLP Curve**

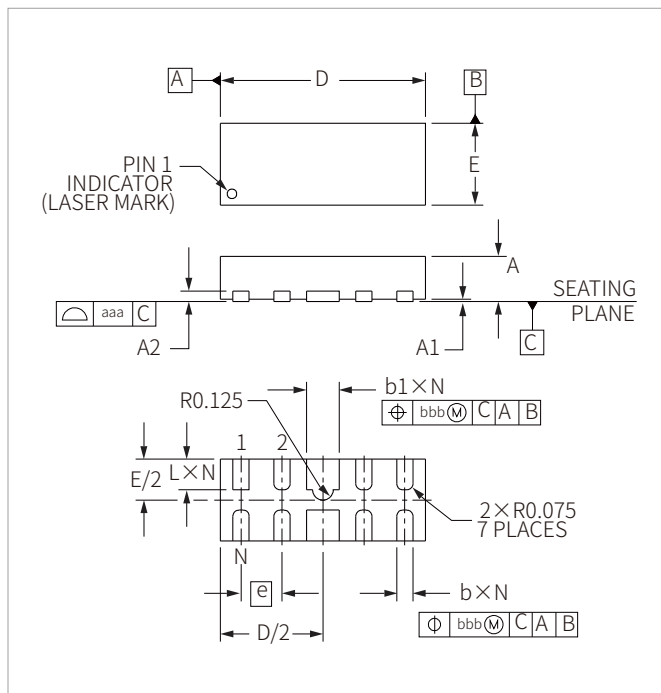


## SOLDERING PARAMETERS

Reflow Condition		Lead-free assembly
Pre Heat	Temperature Max ( $T_{s(min)}$ )	150°C
	Temperature Max ( $T_{s(max)}$ )	200°C
	Time (min to max) ( $t_s$ )	60 – 180 secs
Average ramp up rate (Liquidus Temp ( $T_L$ ) to peak		3°C/second max
$T_{s(max)}$ to $T_L$ - Ramp-up Rate		3°C/second max
Reflow	Temperature ( $T_L$ ) (Liquidus)	217°C
	Time (min to max) ( $t_L$ )	60 – 150 seconds
Peak Temperature ( $T_p$ )		260°C
Time within 5°C of actual peak Temperature ( $t_p$ )		20 – 40 seconds
Ramp-down Rate		6°C/second max
Time 25°C to peak Temperature ( $T_p$ )		8 minutes max.
Do not exceed		260°C

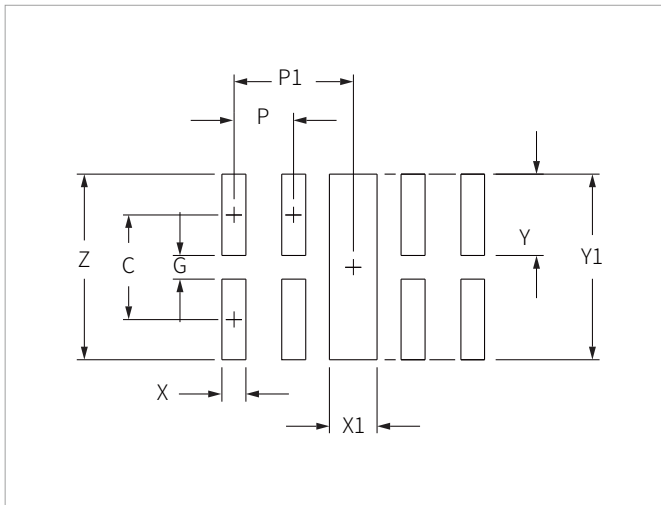


## DFN2510P10 PACKAGE INFORMATION



Ref.	Millimeters		Inches	
	Min.	Max.	Min.	Max.
A	0.40	0.65	0.016	0.026
A1	0	0.05	0	0.002
A2	(0.13)		(0.005)	
b	0.15	0.25	0.006	0.010
b1	0.35	0.45	0.014	0.018
D	2.40	2.60	0.094	0.102
E	0.90	1.10	0.035	0.043
e	0.50BSC		0.020BSC	
L	0.30	0.45	0.012	0.018
N	8		8	
aaa	0.08		0.003	
bbb	0.10		0.004	

## RECOMMENDED PAD LAYOUT DIMENSIONS



Ref.	Millimeters	Inches
C	0.87	0.034
G	0.20	0.008
P	0.50	0.020
P1	1.00	0.039
X	0.20	0.008
X1	0.40	0.016
Y	0.68	0.027
Y1	1.55	0.061
Z	1.55	0.061

## ORDERING INFORMATION

Part Number	Component Package	QTY/Reel	Reel Size
SEULC0524P-SP	DFN2510P10	3000PCS	7"

**Headquarters**

No.3387 Shendu Road  
Pujiang I&E Park  
Minhang Shanghai China  
201000

**Hotline**

400-021-5756

**Web**

<https://www.semiware.com>

**Sales Center**

Tel: 86-21-3463-7458  
Email: [sales18@semiware.com](mailto:sales18@semiware.com)

**Customer Service**

Tel: 86-21-5484-1001  
Email: [sales17@semiware.com](mailto:sales17@semiware.com)

**Technical Support**

Tel: 86-21-3463-7654  
Email: [fae01@semiware.com](mailto:fae01@semiware.com)

**Complaint & Suggestions**

Tel: 86-21-3463-7172  
Ext: 8868  
Email: [cs03@semiware.com](mailto:cs03@semiware.com)

**By QR Code**

Website



Wechat

To find your local partner within Semiware' s global website: [www.semiware.com](http://www.semiware.com)

© 2022 Semiware Semiconductor Inc.

The content of this document has been carefully checked and understood. However, neither Semiware nor its subsidiaries assume any liability whatsoever for any errors or inaccuracies of this document and the consequences thereof. Published specifications are subject to change without notice. Product suitability for any area of application must ultimately be determined by the customer. In all cases, products must never be operated outside their published specifications. Semiware does not guarantee the availability of all published products. This disclaimer shall be governed by substantive Chinese law and resulting disputes shall be settled by the courts at the place of business of Semiware. Latest publications and a complete disclaimer can be downloaded from the Semiware website. All trademarks recognized.