

FEATURES

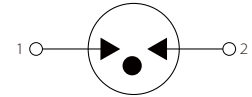
- | Size Design $\Phi 8.0 \times 6.0 \text{mm}$

- | High Current Handling Capability 10,000A @ 8/20 μs

- | Low Capacitance and Insertion Loss

- | Quick Response and Long Service Life

- | Moisture sensitivity level: Level 1


 $\Phi 8.0 \times 6.0 \text{mm}$


Schematic Symbol

APPLICATION INFORMATION


- | Communication equipment.

- | Repeaters, Modems

- | Telephone Interface, Line cards.

- | Data communication equipment.

AGENCY APPROVALS

| Icon | Solderability |
|---|------------------------------------|
| RoHS | Compliance with 2011/65/EU |
| HF | Compliance with IEC61249-2-21:2003 |
|  | Mean lead free |

PRODUCT CHARACTERISTICS

| Lead Material | Body Material | Terminal Finish |
|-----------------------|---------------|-----------------------|
| Copper or Fe-Ni alloy | Ceramics | 100% Matte-Tin Plated |

ELECTRICAL PARAMETER

| Parameter | Symbol | Rating | Unit |
|-----------------------------------|-----------------------|--|--------------|
| DC Blocking Voltage 1) | 100V/s | 1120-1680 | V |
| Impulse Spark-over Voltage | At 1kV/ μ s | for 99 % of measured values \leq 2200 | V |
| | At 1kV/ μ s | Typical values of distribution \leq 2150 | V |
| Impulse Discharge Current 2) | 8/20 μ s | 10 | KA |
| Insulation Resistance | DC=500V | \geq 1 | G Ω |
| Capacitance at 1MHz | V _{DC} =0.5V | \leq 1.5 | pF |
| Operating and Storage Temperature | | -40~125 | $^{\circ}$ C |

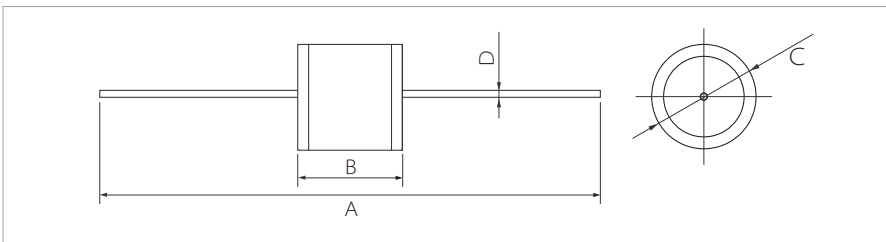
1) In ionized mode

2) Terms and waveforms in accordance with ITU-T Rec. K. 12; IIEC 61643-311

ENVIRONMENTAL RELIABILITY CHARACTERISTICS

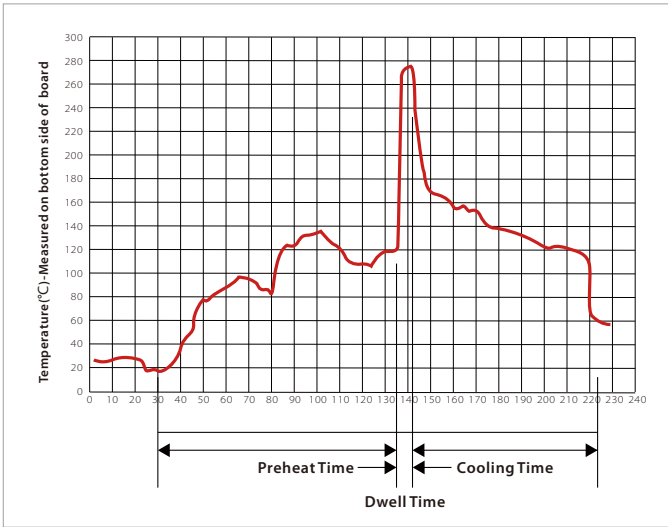
| Testing items | Technical standards |
|-------------------------------|---|
| High Temperature Storage Test | Temperature: 85 $^{\circ}$ C ; Time:2H |
| Low Temperature Storage Test | Temperature: -40 $^{\circ}$ C ; Time:2H |
| Vibration | Frequency: 10-500Hz ; Amplitude: 0.15mm ; Time:45min |
| Resistance of soldering heat | Temperature: 260 $^{\circ}$ C ; Time of dip soldering : 10s,1time |

PRODUCT DIMENSIONS



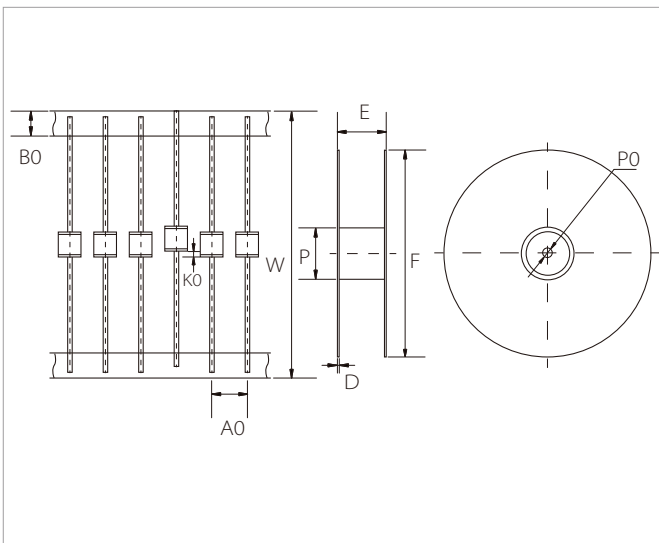
| Ref | Outline Dimensions |
|-----|----------------------|
| | Millimeters |
| A | 62 \pm 2 |
| B | 6 \pm 0.2 |
| C | Φ 8.0 \pm 0.2 |
| D | Φ 0.8 |

WAVE SOLDERING



| Wave Parameter | | Lead-free assembly |
|------------------------|------------------|--------------------|
| Pre Heat | Temperature Min | 100°C |
| | Temperature Max | 150°C |
| | Time(min to max) | 60 – 180 secs |
| Solder pot Temperature | | 280°C Max |
| Solder Dwell Time | | 2-5 seconds |

TAPE AND REEL SPECIFICATION



| Ref. | Dimensions | |
|------|-------------|-------------|
| | Millimeters | Inches |
| W | 65±2 | 2.559±0.079 |
| A0 | 10±0.5 | 0.394±0.020 |
| B0 | 6±1 | 0.236±0.012 |
| K0 | 1.2 Max. | 0.47 Max. |
| D | 2.5±0.5 | 0.098±0.020 |
| F | 340±2 | 13.39±0.079 |
| E | 73±2 | 2.874±0.079 |
| P | 82±2 | 3.228±0.079 |
| P0 | Φ16±1 | Φ0.63±0.039 |

ORDERING INFORMATION

| Part Number | Size | Marking | Qty/pcs | |
|-------------|------------|---|---------|--------|
| | | | Reel | Carton |
| SG2R08B1400 | Φ8.0*6.0mm |  SG1400 08 | 1000 | 4000 |

Headquarters

No.3387 Shendu Road Pujiang
I&E Park
Minhang Shanghai China
201000

Hotline

400-021-5756

Web

<https://www.semiware.com>

Sales Center

Tel: 86-21-3463-7458
Email: sales18@semiware.com

Customer Service

Tel: 86-21-5484-1001
Email: sales17@semiware.com

Technical Support

Tel: 86-21-3463-7654
Email: fae01@semiware.com

Complaint & Suggestions

Tel: 86-21-3463-7172
Ext: 8868
Email: cs03@semiware.com

By QR Code

Website



Wechat

To find your local partner within Semiware's global network: www.semiware.com

© 2022 Semiware Semiconductor Inc.

The content of this document has been carefully checked and understood. However, neither Semiware nor its subsidiaries assume any liability whatsoever for any errors or inaccuracies of this document and the consequences thereof. Published specifications are subject to change without notice. Product suitability for any area of application must ultimately be determined by the customer. In all cases, products must never be operated outside their published specifications. Semiware does not guarantee the availability of all published products. This disclaimer shall be governed by substantive Chinese law and resulting disputes shall be settled by the courts at the place of business of Semiware. Latest publications and a complete disclaimer can be downloaded from the Semiware website. All trademarks recognized.