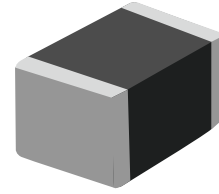


FEATURES

- | Fast response, instantly clamping the transient over voltage.
- | High surge current handling capability.
- | High energy absorption capability.
- | Low clamping voltages, providing better surge protection.
- | Low capacitance values, providing digital switching circuitry protection.
- | High insulation resistance, preventing electric arcing to the adjacent devices or circuits.



APPLICATIONS

- | Universal Serial Bus (USB).
- | Mobile communication.
- | Computer/DSP product.
- | Video and audio ports.
- | Portable/Hand-Held Products.
- | Data, Diagnostic I/O ports.

APPROVALS

RoHS	Compliance with 2011/65/EU
HF	Compliance with IEC61249-2-21:2003

ELECTRICAL SPECIFICATION

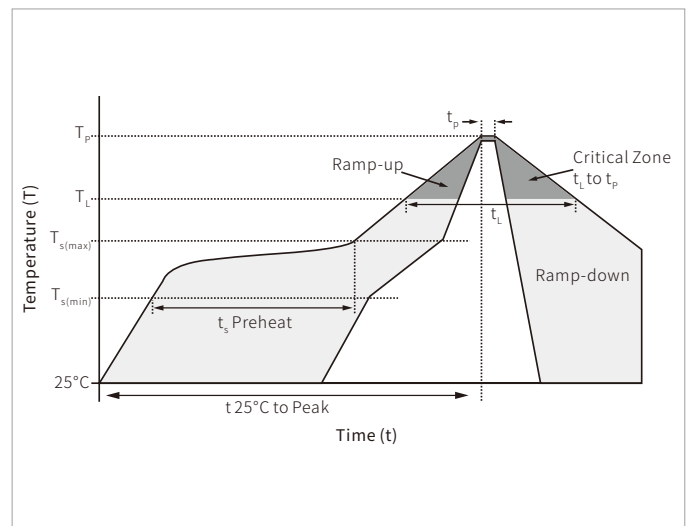
Parameter	Symbol	Value	Unit
Maximum allowable continuous AC voltage	V_{RMS}	20.0	V
Maximum allowable continuous DC voltage	V_{DC}	26.0	V
Varistor voltage Measured	V_B	33(10%)	V
Typical capacitance value measured	C	100	pF
Typical capacitance value tolerance		±30	%
Maximum clamping voltage measured	V_C	56	V
Maximum peak current (10/700μs) / (8/20μs)	I_P	30	A
Maximum Energy Absorption 10/1000μs	E	0.1	J
Response time	T_{rise}	<2	ns
Leakage current at V_{DC} (At initial state)	I_L	<50	μA
Leakage current at V_{DC} (After reliability Test)	I_{LA}	<100	μA
Operating ambient temperature		-40~+125	°C
Storage temperature		-40~+150	°C
Reflow temperature profile(Recommend)		260	°C

ENVIRONMENTAL RELIABILITY TEST

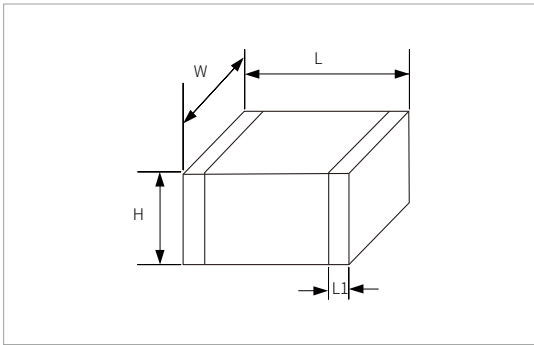
Characteristic	Test method and description			
High Temperature Storage	The specimen shall be subjected to 125°C for 1000 hours in a thermostatic bath without load and then stored at room temperature and humidity for 1 to 2 hours. The change of varistor voltage shall be within 10%			
Temperature Cycle	The temperature cycle of specified temperature shall be repeated five times and then stored at room temperature and humidity for one two hours. The change of varistor voltage shall be within 10% and mechanical damage shall be examined.	Step	Temperature	Period
		1	-40±3°C	30min±3
		2	Room Temperature	1~2hours
		3	125±2°C	30min±3
4	Room Temperature	1~2hours		
High Temperature Load	After being continuously applied the maximum allowable voltage at 85°C for 1000hours, the specimen shall be stored at room temperature and humidity for one or hours, the change of varistor voltage shall be within 10%			
Damp Heat Load/ Humidity Load	The specimen should be subjected to 40°C,90 to 95%RH environment, and the maximum allowable voltage applied for 1000 hours, then stored at room temperature and humidity for one or two hours. The change of varistor voltage shall be within 10%			
Low Temperature Storage	The specimen should be subjected to -40°C, without load for 1000 hours and then stored at room temperature for one two hours. The change of varistor voltage shall be within 10%.			

SOLDERING RECOMMENDATIONS

Reflow Condition		Lead-free assembly
Pre Heat	Temperature Max ($T_{s(min)}$)	150°C
	Temperature Max ($T_{s(max)}$)	200°C
	Time (min to max) (t_s)	60 – 180 secs
Average ramp up rate (Liquidus Temp (T_L) to peak)		3°C/second max
$T_{s(max)}$ to T_L - Ramp-up Rate		3°C/second max
Reflow	Temperature (T_L) (Liquidus)	217°C
	Time (min to max) (t_L)	60 – 150 seconds
Peak Temperature (T_p)		260°C
Time within 5°C of actual peak Temperature (t_p)		20 – 40 seconds
Ramp-down Rate		6°C/second max
Time 25°C to peak Temperature (T_p)		8 minutes max.
Do not exceed		260°C



DIMENSION SPECIFICATION



Size	L(mm)	W(mm)	H(mm)	L1(mm)
0603	1.60±0.15	0.80±0.15	≤ 0.9	0.35±0.10

ORDERING INFORMATION

Part Number	Package&Size	QTY/Reel	Reel Size
SMV0603B30A	0603 (1.6 x 0.8mm)	4000PCS	7"

Headquarters

No.3387 Shendu Road
Pujiang I&E Park
Minhang Shanghai China
201000

Hotline

400-021-5756

Web

<https://www.semiware.com>

Sales Center

Tel: 86-21-3463-7458
Email: sales18@semiware.com

Customer Service

Tel: 86-21-5484-1001
Email: sales17@semiware.com

Technical Support

Tel: 86-21-3463-7654
Email: fae01@semiware.com

Complaint & Suggestions

Tel: 86-21-3463-7172
Ext: 8868
Email: cs03@semiware.com

By QR Code

Website



Wechat

To find your local partner within Semiware' s global website: www.semiware.com

© 2022 Semiware Semiconductor Inc.

The content of this document has been carefully checked and understood. However, neither Semiware nor its subsidiaries assume any liability whatsoever for any errors or inaccuracies of this document and the consequences thereof. Published specifications are subject to change without notice. Product suitability for any area of application must ultimately be determined by the customer. In all cases, products must never be operated outside their published specifications. Semiware does not guarantee the availability of all published products. This disclaimer shall be governed by substantive Chinese law and resulting disputes shall be settled by the courts at the place of business of Semiware. Latest publications and a complete disclaimer can be downloaded from the Semiware website. All trademarks recognized.