

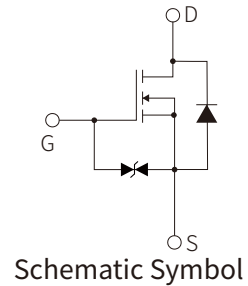
FEATURES

- | High Density Cell Design For Low $R_{DS(On)}$
- | Voltage Controlled Small Signal Switch
- | Rugged and Reliable
- | High Saturation Current Capability
- | ESD protected
- | Load Switch for Portable Devices
- | DC/DC Converter



APPLICATION

- | SOT-23 Small Outline Plastic Package
- | Epoxy UL: 94V-0
- | Mounting Position: Any



APPROVALS

- | | |
|-------------|------------------------------------|
| RoHS | Compliance with 2011/65/EU |
| HF | Compliance with IEC61249-2-21:2003 |

ABSOLUTE MAXIMUM RATINGS ($T_A=25^{\circ}\text{C}$)

Parameter	Symbol	Value	Unit
Drain-Source Voltage	V_{DS}	60	V
Continuous Drain Current	I_D	340	mA
Gate-Source Voltage	V_{GS}	± 20	V
Power Dissipation	P_D	350	mW
Thermal Resistance from Junction to Ambient	$R_{\theta JA}$	357	$^{\circ}\text{C}/\text{W}$
Junction Temperature	T_J	150	$^{\circ}\text{C}$
Storage Temperature	T_{STG}	-55 to 150	$^{\circ}\text{C}$

ELECTRICAL CHARACTERISTICS (T_A=25°C)

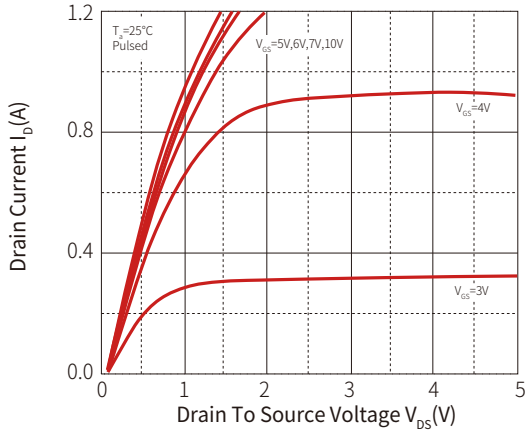
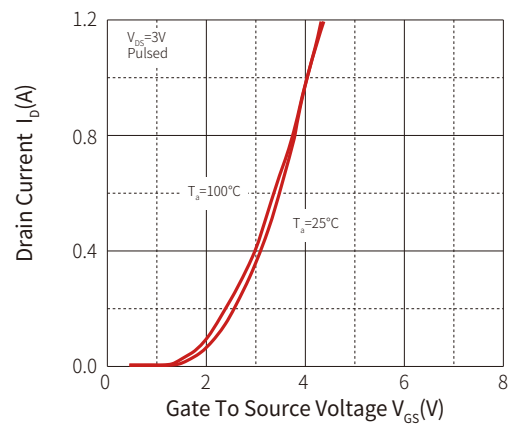
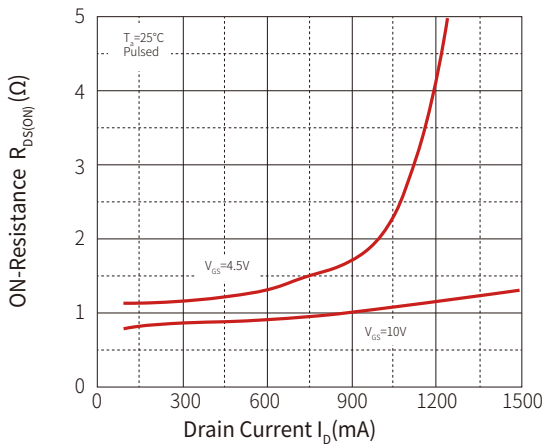
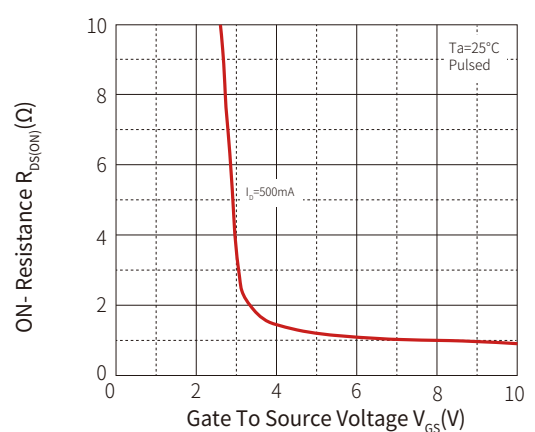
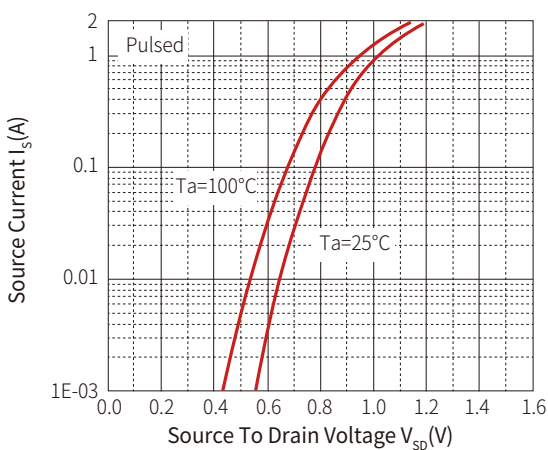
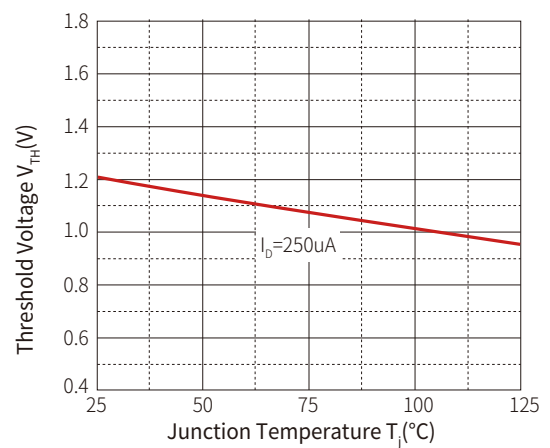
Parameter	Symbol	Test Conditions	Min	Typ	Max	Unit
Drain-Source Breakdown Voltage	V _{DS}	V _{GS} =0V, I _D =250μA	60			V
Zero Gate Voltage Drain current	I _{DSS}	V _{DS} =48V, V _{GS} =0V			1	μA
Gate-body Leakage	I _{GSS}	V _{GS} =±20V, V _{DS} =0V			±10	μA
		V _{GS} =±10V, V _{DS} =0V			±200	nA
		V _{GS} =±5V, V _{DS} =0V			±100	nA
Gate-Threshold voltage*	V _{th(GS)}	V _{DS} =V _{GS} , I _D =1mA	1	1.3	2.5	V
Drain-Source On-Resistance*	R _{DS(on)}	V _{GS} =10V, I _C =500mA		0.9	5	Ω
		V _{GS} =4.5V, I _C =200mA		1.1	5.3	Ω
Diode Forward voltage	V _{SD}	I _S =300mA, V _{GS} =0V			1.50	V
Input capacitance**	C _{ISS}	V _{DS} =10V, V _{GS} =0V, f=1MHz			40	pF
Output capacitance**	C _{OSS}				30	pF
Reverse Transfer capacitance**	C _{rss}				10	pF
Switching Time						
Turn-on Time**	t _{d(on)}	V _{DD} =50V, R _L =250Ω, V _{GS} =10V R _{GS} =50Ω, R _G =50Ω			10	ns
Turn-off Time**	t _{d(off)}				15	ns
Reverse recovery Time	t _{rr}	V _{GS} =0V, I _S =300mA, V _R =25V, Dis/dt=-100a/uS		30		ns
Gate-source Zener Diode						
Gate-Source Breakdown Voltage	BV _{GSS}	I _{GS} =±1mA(Open Drain)	±21.5		±30	V

Notes:

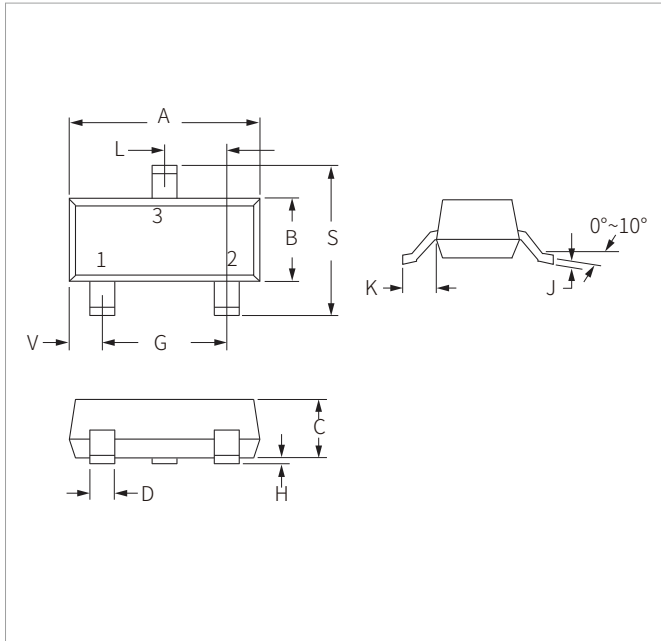
* Pulse Test: Pulse Width ≤300us, Duty Cycle ≤2%.

** These parameters have on way to verify.

PARAMETER CHARACTERISTIC CURVE

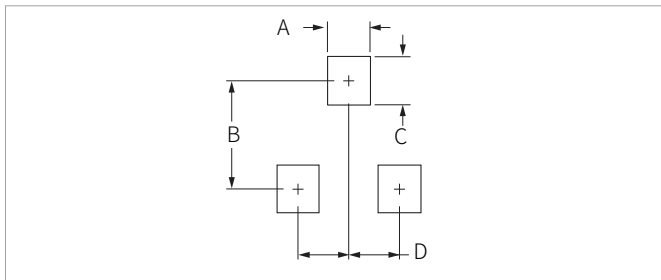
Figure1 : Output Characteristics

Figure2 : Transfer Characteristics

Figure3 : $R_{DS(ON)}$ — I_D

Figure4 : $R_{DS(ON)}$ — V_{GS}

Figure5 : I_S — V_{SD}

Figure6 : Threshold Voltage


SOT-23 PACKAGE INFORMATION



Ref.	Millimeters		Inches	
	Min.	Max.	Min.	Max.
A	2.80	3.05	0.110	0.120
B	1.20	1.40	0.047	0.055
C	0.90	1.15	0.035	0.045
D	0.37	0.50	0.015	0.020
G	1.75	2.05	0.069	0.081
H	0.01	0.100	0.001	0.004
J	0.085	0.180	0.003	0.007
K	0.35	0.69	0.014	0.029
L	0.89	1.02	0.035	0.040
S	2.10	2.65	0.083	0.104
V	0.45	0.60	0.018	0.024

RECOMMENDED PAD LAYOUT DIMENSIONS



Ref.	Millimeters		Inches	
	Min.	Max.	Min.	Max.
A	0.71	0.97	0.028	0.038
B	1.88	2.13	0.074	0.084
C	0.71	0.97	0.028	0.038
D	0.81	1.07	0.032	0.042

ORDERING INFORMATION

Part Number	Component Package	QTY/Reel	Reel Size
SNM2N7002KS	SOT-23	3000PCS	7"

Headquarters

No.3387 Shendu Road
Pujiang I&E Park
Minhang Shanghai China
201000

Hotline

400-021-5756

Web

<https://www.semiware.com>

Sales Center

Tel: 86-21-3463-7458
Email: sales18@semiware.com

Customer Service

Tel: 86-21-5484-1001
Email: sales17@semiware.com

Technical Support

Tel: 86-21-3463-7654
Email: fae01@semiware.com

Complaint & Suggestions

Tel: 86-21-3463-7172
Ext: 8868
Email: cs03@semiware.com

By QR Code

Website



Wechat

To find your local partner within Semiware' s global website: www.semiware.com

© 2022 Semiware Semiconductor Inc.

The content of this document has been carefully checked and understood. However, neither Semiware nor its subsidiaries assume any liability whatsoever for any errors or inaccuracies of this document and the consequences thereof. Published specifications are subject to change without notice. Product suitability for any area of application must ultimately be determined by the customer. In all cases, products must never be operated outside their published specifications. Semiware does not guarantee the availability of all published products. This disclaimer shall be governed by substantive Chinese law and resulting disputes shall be settled by the courts at the place of business of Semiware. Latest publications and a complete disclaimer can be downloaded from the Semiware website. All trademarks recognized.