


FEATURES

- | Low Leakage Current
- | High Efficiency
- | Heatsink Design
- | Moisture Sensitivity: Level 1, Per J-STD-020



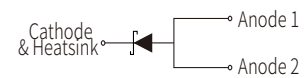
TO-277B



Marking

MECHANICAL DATA

- | Case: TO-277B
- | Molding Compound Meets UL 94 V-0 Flammability



Schematic Symbol

APPROVALS

RoHS	Compliance with 2011/65/EU
HF	Compliance with IEC61249-2-21:2003

MAXIMUM RATINGS ($T_A=25^{\circ}\text{C}$)

Parameter	Symbol	Value	Unit	
Maximum Repetitive Peak Reverse Voltage	V_{RRM}	100	V	
Maximum Average Forward Rectified Current	$I_{F(AV)}$	10	A	
Peak Forward Surge Current 8.3 ms Single Half Sine-Wave Superimposed On Rated Load	I_{FSM}	200	A	
Maximum Instantaneous Forward Voltage Per Diode (Note 1)	$I_F=10\text{A}$	$T_J=25^{\circ}\text{C}$	0.80	V
		$T_J=125^{\circ}\text{C}$	0.75	V
Maximum Instantaneous Reverse Current Per Diode at Rated Reverse Voltage	I_R	$T_J=25^{\circ}\text{C}$	50	μA
		$T_J=125^{\circ}\text{C}$	2	mA
Typical Thermal Resistance	$R_{\theta JL}$	11	$^{\circ}\text{C}/\text{W}$	
Operating Temperature Range	T_J	-55 to +150	$^{\circ}\text{C}$	
Storage Temperature Range	T_{STG}	-55 to +150	$^{\circ}\text{C}$	

 Note 1 : Pulse Test with Pulse Width=300 μs , 1% Duty Cycle

CHARACTERISTIC CURVES

Fig.1 Forward Current Derating Curve

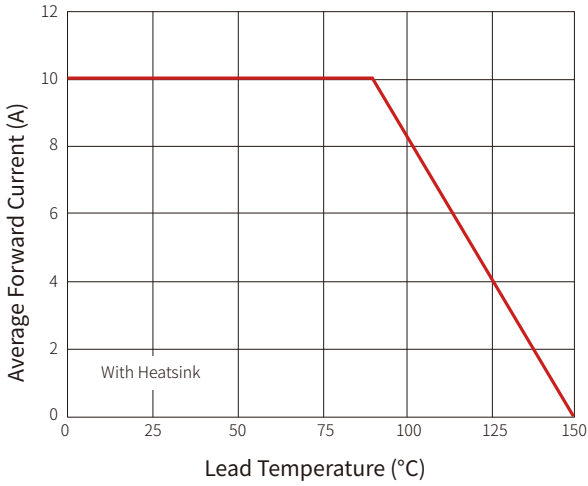


Fig.2 Typical Forward Characteristics

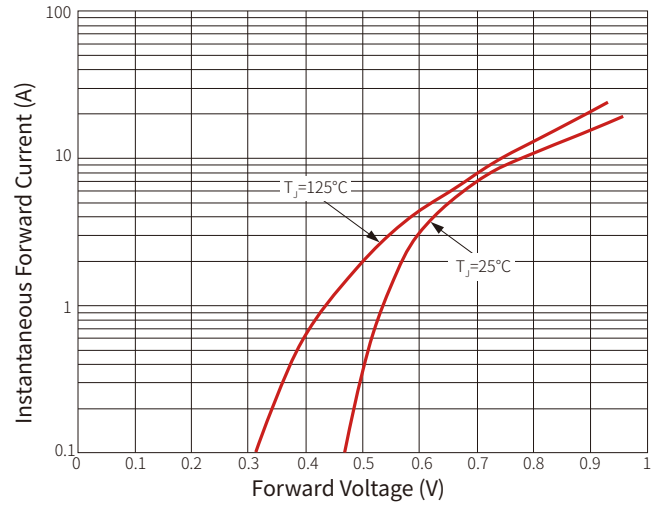


Fig.3 Maximum Non-Repetitive Peak Forward Surge Current

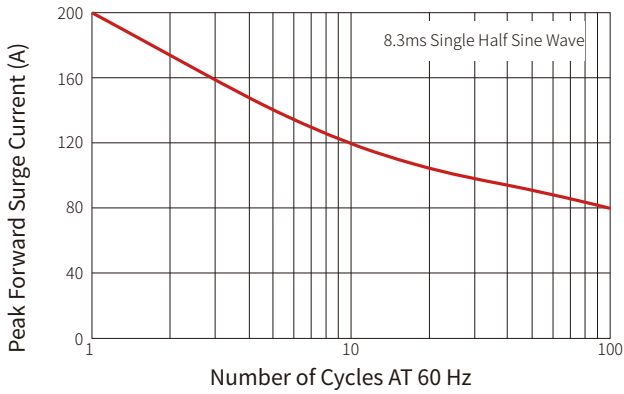
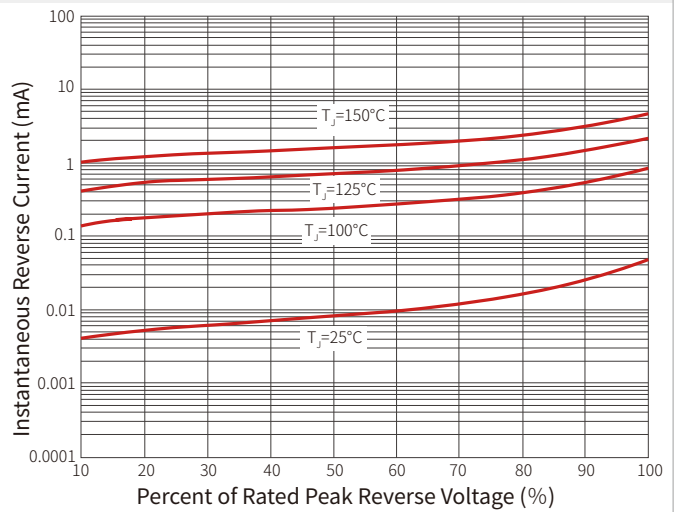
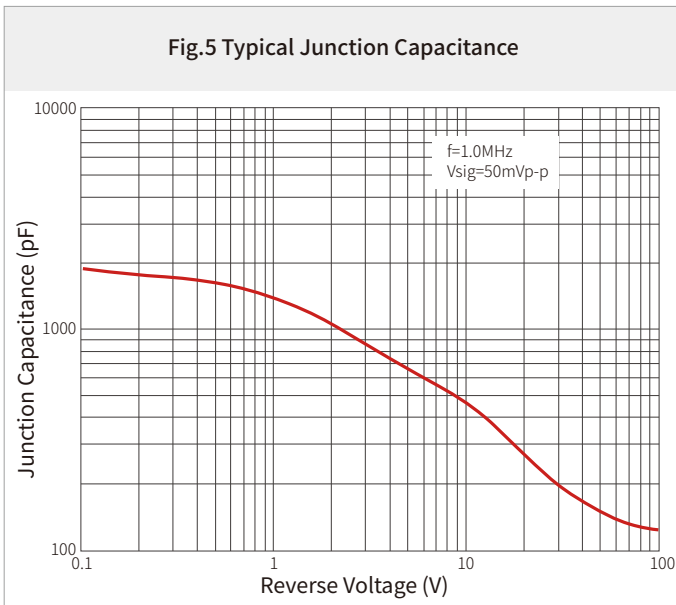


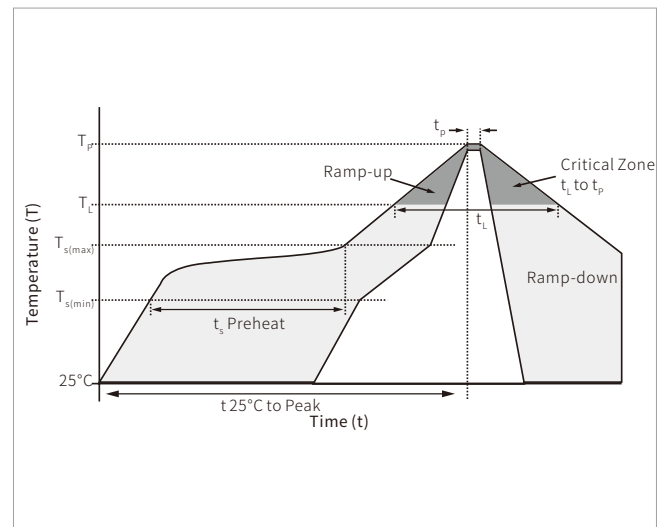
Fig.4 Typical Reverse Characteristics



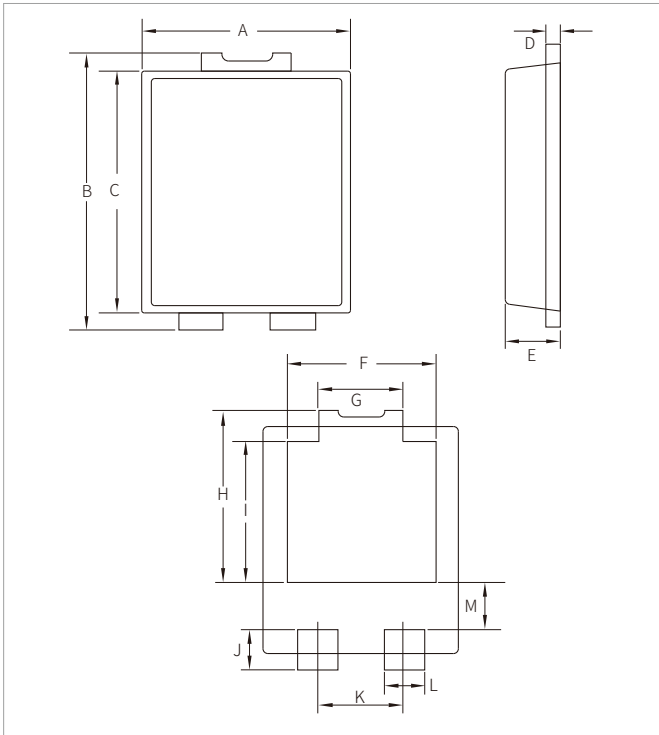


SOLDERING PARAMETERS

Reflow Condition		Lead-free assembly
Pre Heat	Temperature Max ($T_{s(\text{min})}$)	150°C
	Temperature Max ($T_{s(\text{max})}$)	200°C
	Time (min to max) (t_s)	60 – 180 secs
Average ramp up rate (Liquidus Temp (T_L) to peak)		3°C/second max
$T_{s(\text{max})}$ to T_L - Ramp-up Rate		3°C/second max
Reflow	Temperature (T_L) (Liquidus)	217°C
	Time (min to max) (t_L)	60 – 150 seconds
Peak Temperature (T_p)		260°C
Time within 5°C of actual peak Temperature (t_p)		20 – 40 seconds
Ramp-down Rate		6°C/second max
Time 25°C to peak Temperature (T_p)		8 minutes max.
Do not exceed		260°C

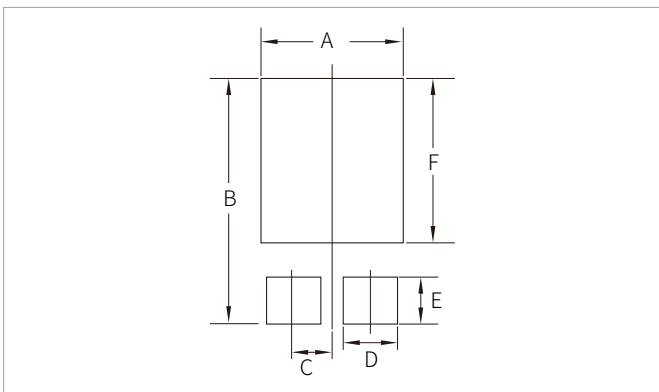


TO-277B PACKAGE INFORMATION



Ref.	Millimeters		Inches	
	Min.	Max.	Min.	Max.
A	4.00	4.60	0.157	0.181
B	6.20	6.80	0.244	0.268
C	5.50	6.00	0.216	0.236
D	0.25	0.40	0.010	0.016
E	1.05	1.35	0.041	0.053
F	3.00	3.50	0.118	0.138
G	1.70	2.00	0.067	0.079
H	4.20	4.50	0.165	0.177
I	3.52Nom		0.139Nom	
J	0.85	1.10	0.033	0.043
K	1.86Nom		0.073Nom	
L	0.80	1.00	0.031	0.039
M	1.10	1.40	0.043	0.055

RECOMMENDED PAD LAYOUT DIMENSIONS



Ref.	Millimeters		Inches	
	Min.	Max.	Min.	Max.
A	3.40	-	0.134	-
B	6.90		0.272	
C	0.95		0.037	
D	1.30	-	0.051	-
E	1.30	-	0.051	-
F	4.60	-	0.181	-

ORDERING INFORMATION

Part Number	Component Package	QTY/Reel	Reel Size
SP10100	TO-277B	5000PCS	13"

Headquarters

No.3387 Shendu Road
Pujiang I&E Park
Minhang Shanghai China
201000

Hotline

400-021-5756

Web

<https://www.semiware.com>

Sales Center

Tel: 86-21-3463-7458
Email: sales18@semiware.com

Customer Service

Tel: 86-21-5484-1001
Email: sales17@semiware.com

Technical Support

Tel: 86-21-3463-7654
Email: fae01@semiware.com

Complaint & Suggestions

Tel: 86-21-3463-7172
Ext: 8868
Email: cs03@semiware.com

By QR Code

Website



Wechat

To find your local partner within Semiware's global website: www.semiware.com

© 2022 Semiware Semiconductor Inc.

The content of this document has been carefully checked and understood. However, neither Semiware nor its subsidiaries assume any liability whatsoever for any errors or inaccuracies of this document and the consequences thereof. Published specifications are subject to change without notice. Product suitability for any area of application must ultimately be determined by the customer. In all cases, products must never be operated outside their published specifications. Semiware does not guarantee the availability of all published products. This disclaimer shall be governed by substantive Chinese law and resulting disputes shall be settled by the courts at the place of business of Semiware. Latest publications and a complete disclaimer can be downloaded from the Semiware website. All trademarks recognized.