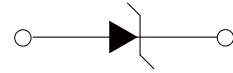


FEATURES

- | Low Profile Package
- | Ideal For Automated Placement
- | Guardring For Overvoltage Protection
- | Low Power Losses, High Efficiency
- | High Forward Surge Capability
- | Meet AEC-Q101 Requirements



DO-214AC(SMA)



Schematic Symbol

MECHANICAL DATA

- | For Use In Low Voltage High Frequency Inverters, Freewheeling, DC/DC Converters, And Polarity Protection Applications.

APPROVALS

RoHS	Compliance with 2011/65/EU
HF	Compliance with IEC61249-2-21:2003

ABSOLUTE MAXIMUM RATINGS (T_A=25°C)

Parameter	Symbol	SS52 AQ	SS53 AQ	SS54 AQ	SS55 AQ	SS56 AQ	SS58 AQ	SS510 AQ	SS515 AQ	SS520 AQ	Unit	
Marking		SS52Q	SS53Q	SS54Q	SS55Q	SS56Q	SS58Q	SS510Q	SS515Q	SS520Q		
Repetitive Peak Reverse Voltage	V _{RRM}	20	30	40	50	60	80	100	150	200	V	
Reverse Voltage, Total RMS Value	V _{RMS}	14	21	28	35	42	56	70	105	140	V	
Maximum DC Blocking Voltage	V _{DC}	20	30	40	50	60	80	100	150	200	V	
Average Rectified Output Current @60Hz Sine Wave, Resistance Load, TL (Fig.1)	I _O	5.0									A	
Surge(Non-Repetitive)Forward Current @ 60Hz Half-Sine Wave, 1 Cycle, T _a =25°C	I _{FSM}	100									A	
Maximum Instantaneous Forward Voltage Drop Per Diode I _{FM} =5.0A	V _F	0.55			0.70		0.85		0.95		V	
Maximum DC Reverse Current at Rated DC Blocking Voltage Per Diode@ V _{RM} = V _{RRM}	T _a =25°C	0.5					0.1				mA	
	T _a =100°C	10					5				mA	
Thermal Resistance	R _{θJ-A}	60 ⁽¹⁾									°C/W	
	R _{θJ-L}	22 ⁽¹⁾										
Junction Temperature	T _J	-55 to +150					-55 to +175					°C
Storage Temperature	T _{STG}	-55 to +150									°C	

Note

(1) Thermal Resistance From Junction to Ambient And From Junction to Lead Mounted On P.C.B. With 0.2" X 0.2" (5.0mm X 5.0mm) Copper Pad Areas

CHARACTERISTIC CURVES

Fig. 1- I_o - TL Curve

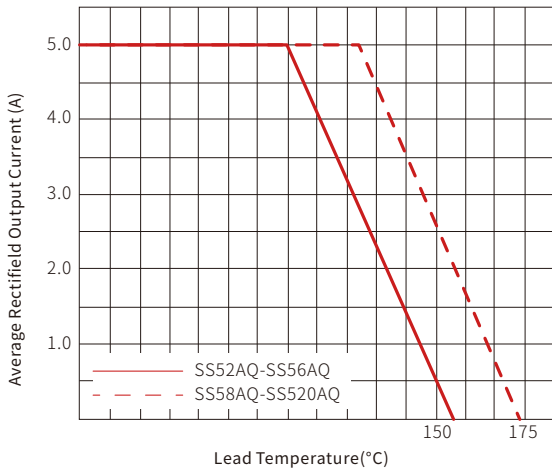


Fig. 2-Surge Forward Current Capability

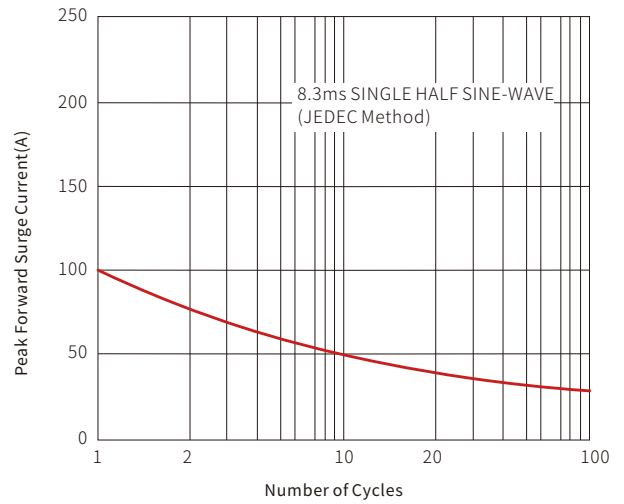


Fig. 3-Typical Forward Characteristics

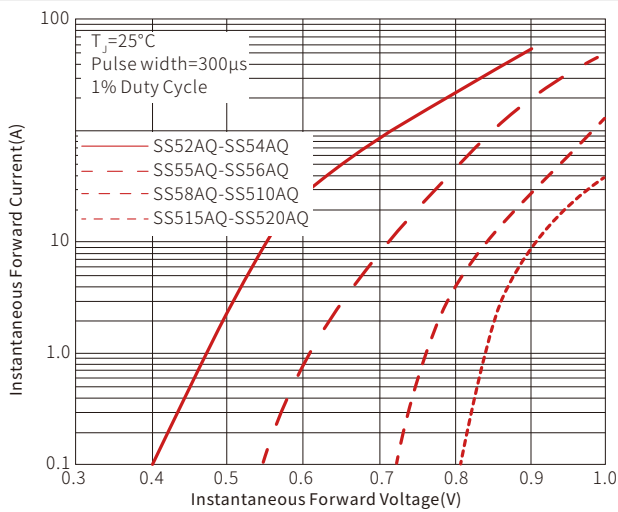
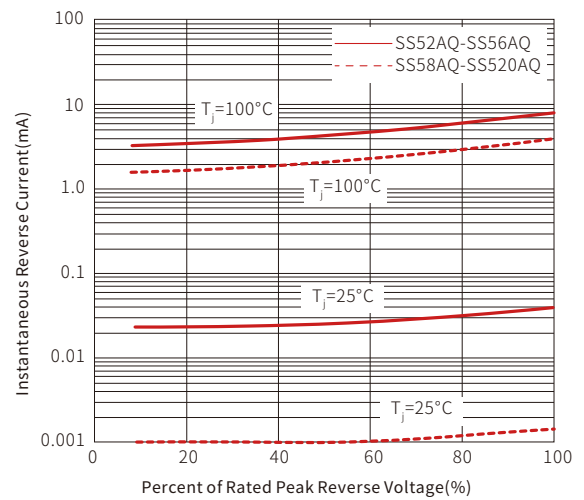
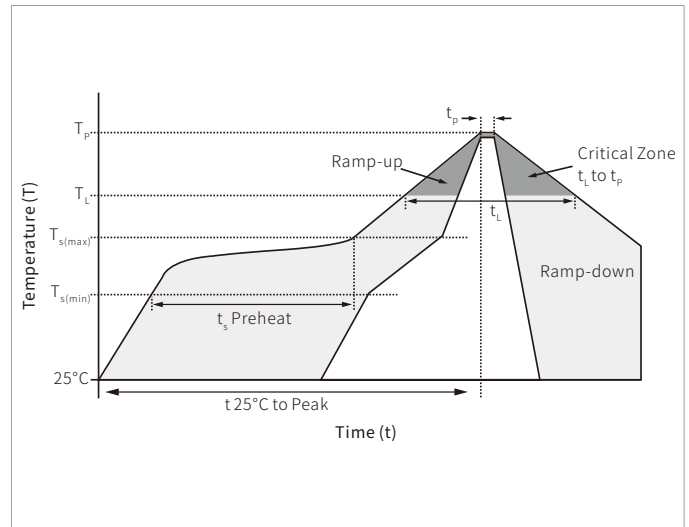


Fig. 4-Typical Reverse Characteristics

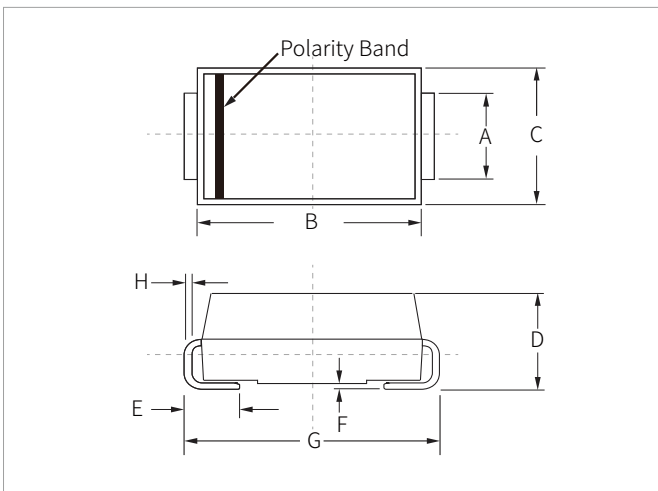


SOLDERING PARAMETERS

Reflow Condition		Lead-free assembly
Pre Heat	Temperature Max ($T_{s(min)}$)	150°C
	Temperature Max ($T_{s(max)}$)	200°C
	Time (min to max) (t_s)	60 – 180 secs
Average ramp up rate (Liquidus Temp (T_L) to peak)		3°C/second max
$T_{s(max)}$ to T_L - Ramp-up Rate		3°C/second max
Reflow	Temperature (T_L) (Liquidus)	217°C
	Time (min to max) (t_l)	60 – 150 seconds
Peak Temperature (T_p)		260°C
Time within 5°C of actual peak Temperature (t_p)		20 – 40 seconds
Ramp-down Rate		6°C/second max
Time 25°C to peak Temperature (T_p)		8 minutes max.
Do not exceed		260°C

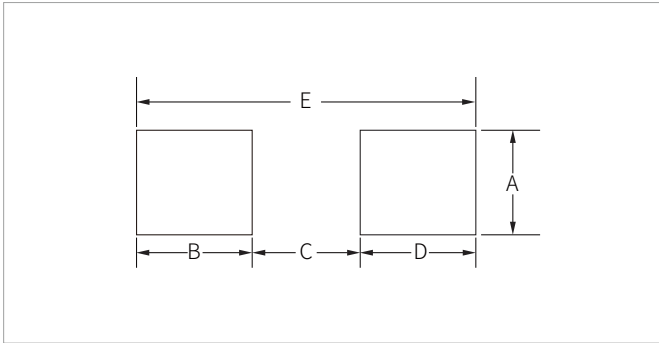


DO-214AC(SMA) PACKAGE INFORMATION



Ref.	Millimeters		Inches	
	Min.	Max.	Min.	Max.
A	1.20	1.60	0.047	0.063
B	4.20	4.60	0.165	0.181
C	2.40	2.80	0.094	0.110
D	2.00	2.40	0.079	0.094
E	0.76	1.52	0.030	0.060
F	0.02	0.20	0.001	0.008
G	4.85	5.25	0.191	0.207
H	0.15	0.30	0.006	0.012

RECOMMENDED PAD LAYOUT DIMENSIONS



Ref.	Millimeters		Inches	
	Min.	Max.	Min.	Max.
A	1.63	-	0.064	-
B	1.45	-	0.057	-
C	-	2.80	-	0.090
D	1.45	-	0.057	-
E	5.28REF		0.208REF	

ORDERING INFORMATION

Part Number	Component Package	QTY/Reel	Reel Size
SS52AQ-SS520AQ	DO-214AC(SMA)	5000PCS	13"

Headquarters

No.3387 Shendu Road
Pujiang I&E Park
Minhang Shanghai China
201000

Hotline

400-021-5756

Web

<https://www.semiware.com>

Sales Center

Tel: 86-21-3463-7458
Email: sales18@semiware.com

Customer Service


Tel: 86-21-5484-1001
Email: sales17@semiware.com

Technical Support

Tel: 86-21-3463-7654
Email: fae01@semiware.com

Complaint & Suggestions

Tel: 86-21-3463-7172
Ext: 8868
Email: cs03@semiware.com

By QR Code

Website



Wechat

To find your local partner within Semiware' s global website: www.semiware.com

© 2022 Semiware Semiconductor Inc.

The content of this document has been carefully checked and understood. However, neither Semiware nor its subsidiaries assume any liability whatsoever for any errors or inaccuracies of this document and the consequences thereof. Published specifications are subject to change without notice. Product suitability for any area of application must ultimately be determined by the customer. In all cases, products must never be operated outside their published specifications. Semiware does not guarantee the availability of all published products. This disclaimer shall be governed by substantive Chinese law and resulting disputes shall be settled by the courts at the place of business of Semiware. Latest publications and a complete disclaimer can be downloaded from the Semiware website. All trademarks recognized.