FEATURES

- Low profile package
- Ideal for automated placement
- 200 Watt peak pulse power capability with a 10/1000μs waveform
- For surface mounted applicatons to optimize board space
- Excellent clamping capability
- Very fast response time
- Low incremental surge resistance



SOD-123FL

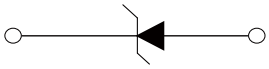

Schematic Symbol

APPLICATIONS

- Power supply protection
- Automotive application
- Industrial application
- Power management

APPROVALS

RoHS	Compliance with 2011/65/EU
HF	Compliance with IEC61249-2-21:2003

MAXIMUM RATINGS (T_A=25°C)

Parameter	Symbol	Value	Unit
Peak Pulse Power Dissipation on 10/1000μs waveform (Note1)	P_{PPM}	200	Watts
Steady State Power Dissipation at T_A=50°C	P_D	1.0	Watts

Notes : 1.Non-repetitive current pulse,T_A=25°C.
2.8.3ms single half sine-wave, or equivalent square wave, Duty cycle = 4 pulses per minutes maximum

THERMAL CONSIDERATIONS

Parameter	Symbol	Value	Unit
Operating junction Temperature	T_J	-55 ~ +150	°C
Storage Temperature Range	T_S	-55 ~ +150	°C
Junction to Ambient on Printed circuit	$R_{\theta JA}$	220	°C/W

ELECTRICAL CHARACTERISTICS

Part Number	Device Marking Code	Reverse Stand-off Voltage	Breakdown Voltage Min.@I_T	Breakdown Voltage Max.@I_T	Test Current	Maximum Clamping Voltage @I_{PP}	Maximum Peak Pulse Current	Maximum Reverse Leakage @V_{RWM}
		V_{RWM}(V)	V_{BR}(V)	V_{BR}(V)	I_T(mA)	V_C(V)	I_{PP}(A)	I_R(uA)
SVF20U22	BX	22.0	24.4	26.9	1.0	35.5	5.6	1.0

CHARACTERISTIC CURVES

TVS Transients Clamping Waveform

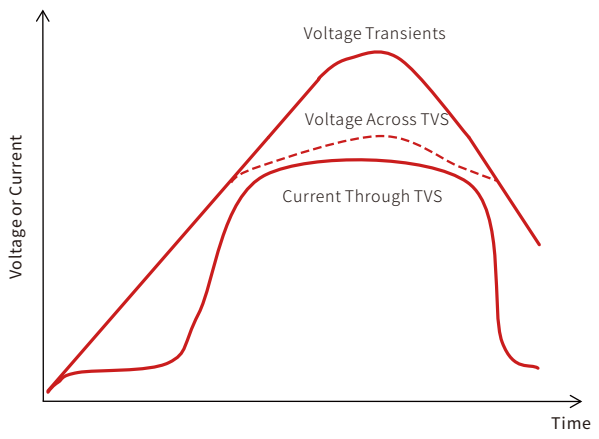

Peak Pulse Power Rating Curve

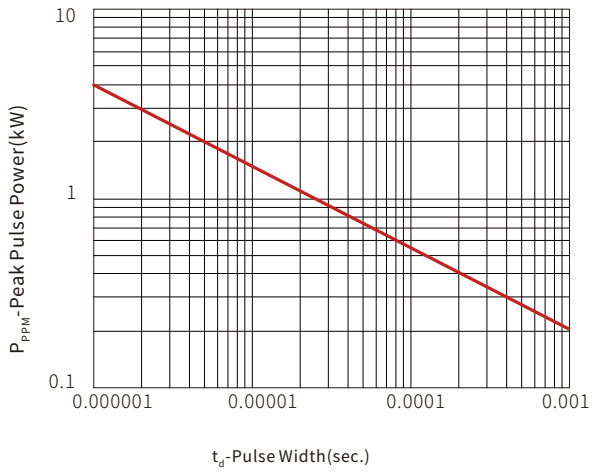

Pulse Derating Curve

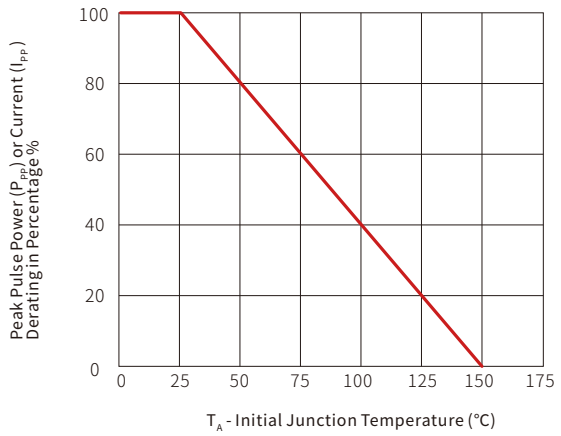

Pulse Waveform

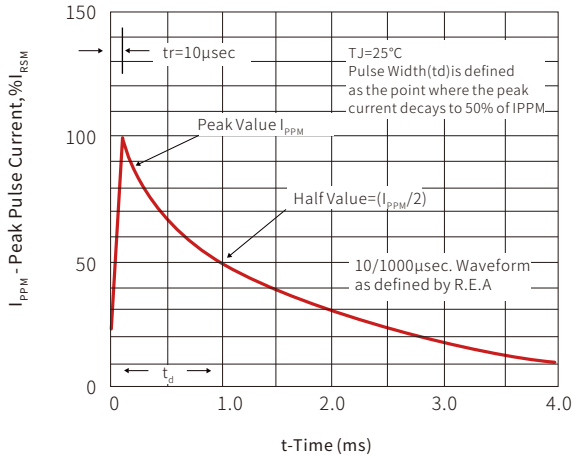

Typical Junction Capacitance

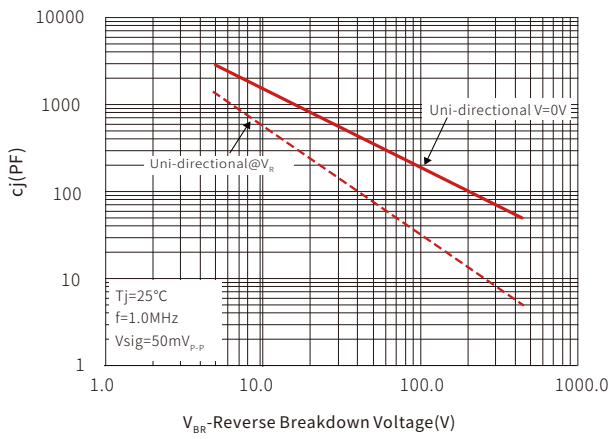

Steady State Power Dissipaton Deraiting Curve

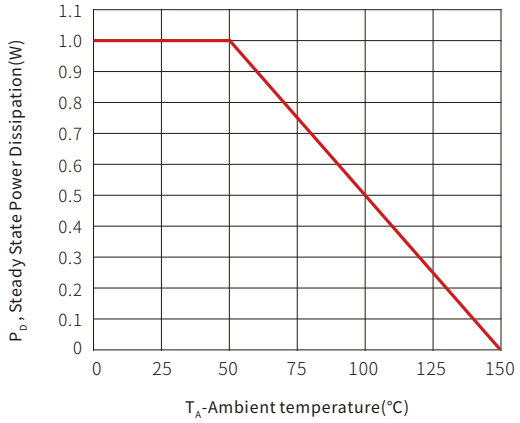

SOLDERING PARAMETERS

Reflow Condition		Lead–free assembly
Pre Heat	Temperature Max ($T_{s(min)}$)	150°C
	Temperature Max ($T_{s(max)}$)	200°C
	Time (min to max) (t_s)	60 – 180 secs
Average ramp up rate (Liquidus Temp (T_L) to peak		3°C/second max
$T_{s(max)}$ to T_L - Ramp-up Rate		3°C/second max
Reflow	Temperature (T_L) (Liquidus)	217°C
	Time (min to max) (t_L)	60 – 150 seconds
Peak Temperature (T_P)		260°C
Time within 5°C of actual peak Temperature (t_p)		20 – 40 seconds
Ramp-down Rate		6°C/second max
Time 25°C to peak Temperature (T_P)		8 minutes max.
Do not exceed		260°C

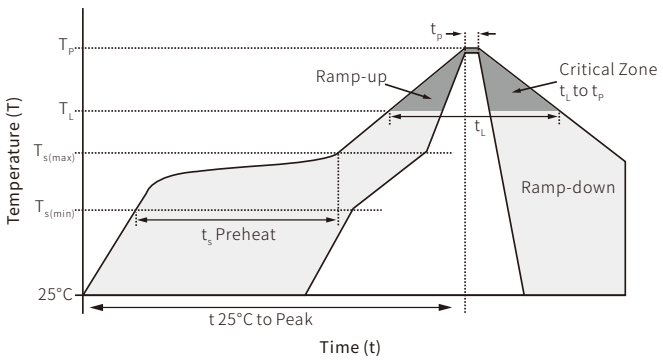

SOD-123FL PACKAGE INFORMATION

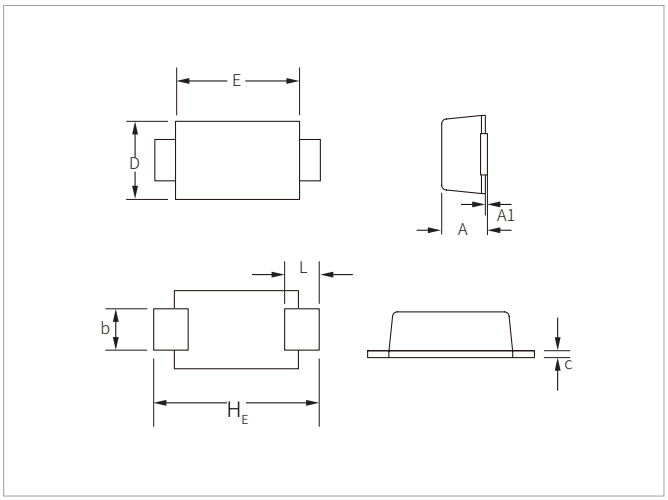

Ref.	Millimeters		Inches	
	Min.	Max.	Min.	Max.
A	0.95	1.45	0.037	0.057
A1	0.00	0.10	0.000	0.004
b	0.70	1.20	0.028	0.047
c	0.05	0.30	0.002	0.012
D	1.50	2.00	0.059	0.079
E	2.50	3.10	0.098	0.122
L	0.35	0.90	0.014	0.035
H_E	3.40	3.90	0.134	0.154

RECOMMENDED PAD LAYOUT DIMENSIONS

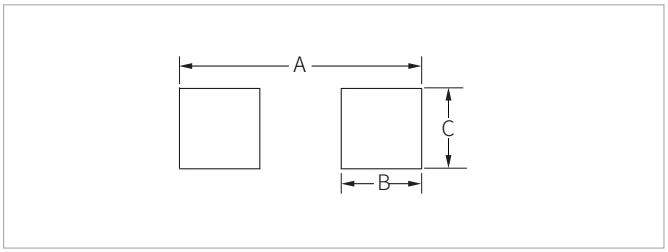

Ref.	Millimeters	Inches
A	4.20	0.165
B	1.50	0.059
C	1.20	0.047

ORDERING INFORMATION

Part Number	Component Package	QTY/Reel	Reel Size
SVF20U22	SOD-123FL	3000PCS	7”

Headquarters
No.3387 Shendu Road
Pujiang I&E Park
Minhang Shanghai China
201000

Hotline
400-021-5756

Web
Https://www.semiware.com

Sales Center
Tel: 86-21-3463-7458
Email: sales18@semiware.com

Customer Service
Tel: 86-21-5484-1001
Email: sales17@semiware.com

Technical Support
Tel: 86-21-3463-7654
Email: fae01@semiware.com

Complaint & Suggestions
Tel: 86-21-3463-7172
Ext: 8868
Email: cs03@semiware.com

By QR Code
Website
Wechat

To find your local partner within Semiware' s global website: www.semiware.com

© 2022 Semiware Semiconductor Inc.

The content of this document has been carefully checked and understood. However, neither Semiware nor its subsidiaries assume any liability whatsoever for any errors or inaccuracies of this document and the consequences thereof. Published specifications are subject to change without notice. Product suitability for any area of application must ultimately be determined by the customer. In all cases, products must never be operated outside their published specifications. Semiware does not guarantee the availability of all published products. This disclaimer shall be governed by substantive Chinese law and resulting disputes shall be settled by the courts at the place of business of Semiware. Latest publications and a complete disclaimer can be downloaded from the Semiware website. All trademarks recognized.