



FEATURES

- | Low Forward Voltage Drop, low Power Losses
- | Low Leakage Current
- | High Efficiency
- | Very Low Profile - Typical Height Of 1.1mm
- | Heatsink Design



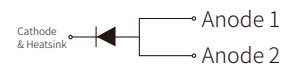
TO-277B



Marking

MECHANICAL DATA

- | Case: TO-277B
- | Molding Compound Meets UL 94 V-0 Flammability



Schematic Symbol

APPROVALS

RoHS	Compliance with 2011/65/EU
HF	Compliance with IEC61249-2-21:2003

MAXIMUM RATINGS ($T_A=25^{\circ}\text{C}$)

Parameter	Symbol	Value	Unit
Maximum Repetitive Peak Reverse Voltage	V_{RRM}	150	V
Maximum RMS voltage	V_{RMS}	105	V
Maximum DC Blocking Voltage	V_{DS}	150	V
Maximum Average Forward Rectified Current	$I_{F(AV)}^{1)}$	15	A
Peak forward surge current 8.3 ms single half sine-wave superimposed on rated load	I_{FSM}	280	A
Operating junction and storage temperature range	T_J, T_{STG}	-55 to 150	$^{\circ}\text{C}$

Notes:

1) The thermal resistance from junction to ambient, case or mount, mounted on P.C.B with 30×30mm copper pads, 2 OZ, FR4 PCB

ELECTRICAL CHARACTERISTICS ($T_A=25^\circ\text{C}$)

Parameter	Symbol	Test Conditions		Min.	Typ.	Max.	Unit
Maximum Instantaneous Forward Voltage	V_F	$I_F=15\text{A}$	$T_A=25^\circ\text{C}$			0.8	Volts
Maximum DC Reverse Current At Rated DC Blocking Voltage	I_R	Rated V_R	$T_A=25^\circ\text{C}$			0.02	mA
Typical Thermal Resistance ¹⁾	$R_{\theta JA}$	Juntion to Ambient				110	°C/W
	$R_{\theta JC}$	Juntion to Case				65	
	$R_{\theta JM}$	Juntion to Mount				40	

CHARACTERISTIC CURVES

Fig.1 Forward Current Derating Curve

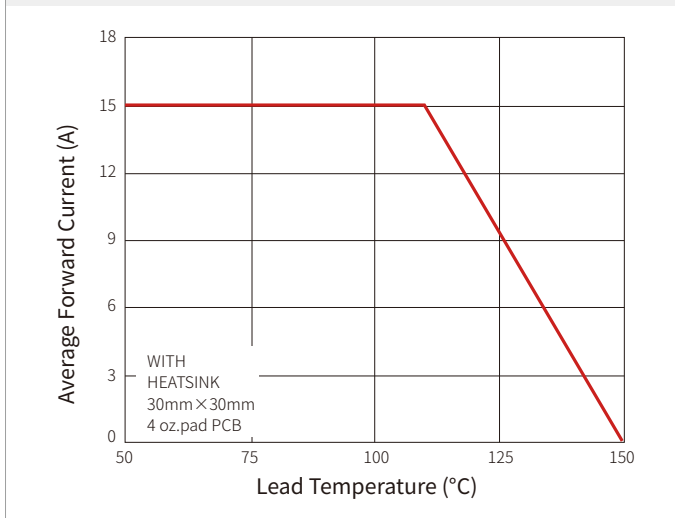


Fig.2 Typical Forward Characteristics

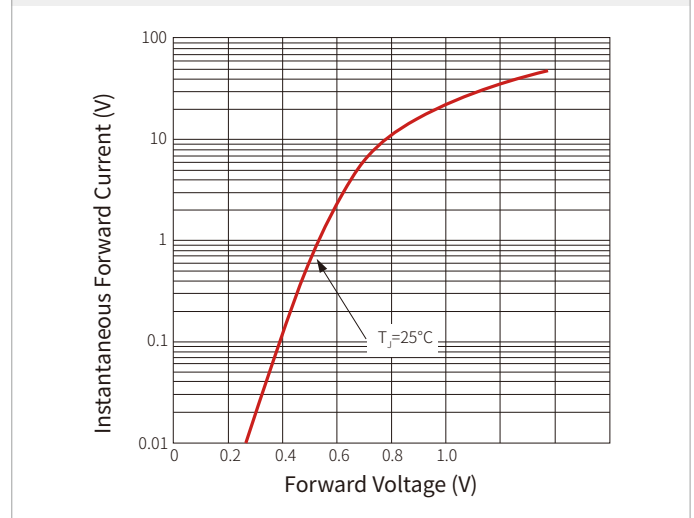
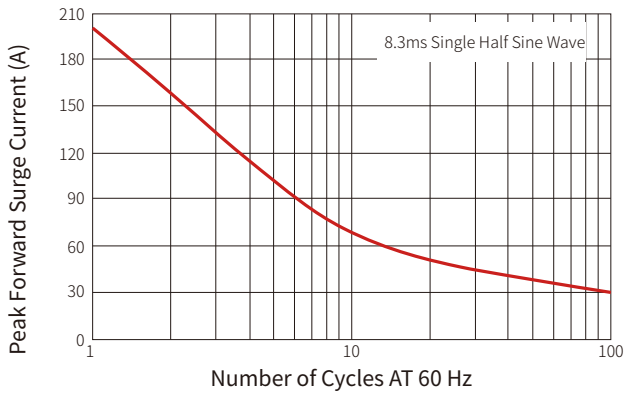
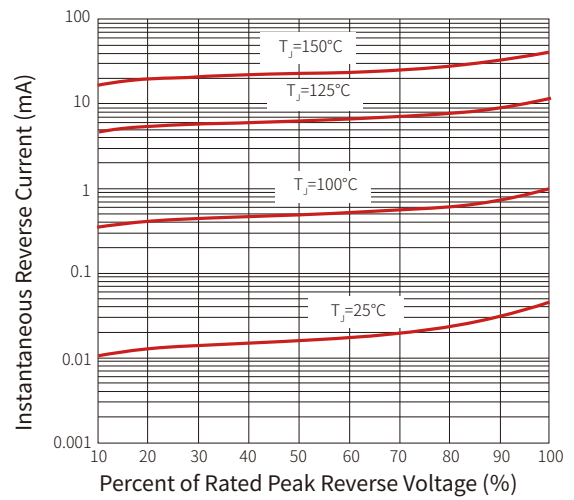
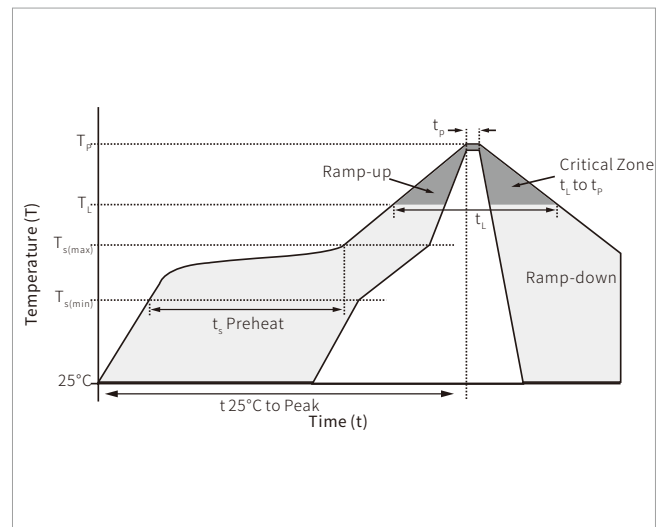


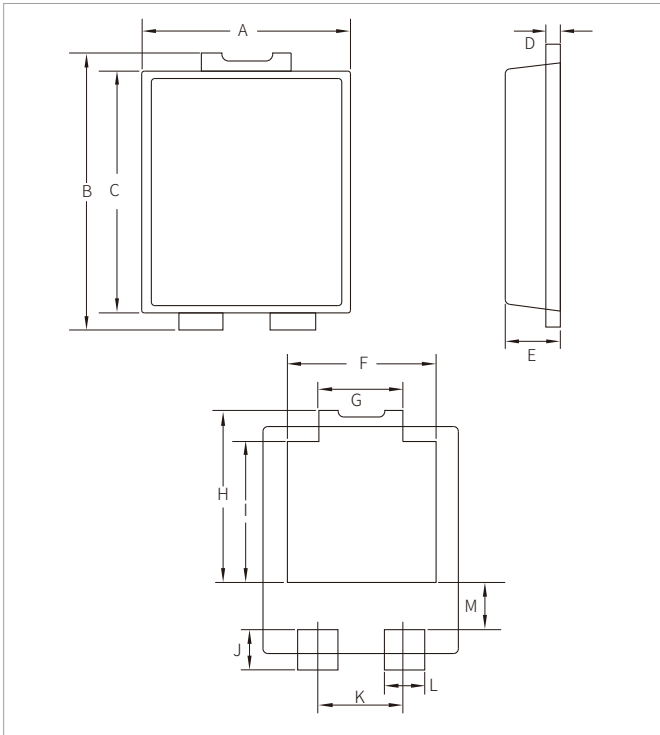
Fig.3 Maximum Non-Repetitive Peak Forward Surge Current

Fig.4 Typical Reverse Characteristics


SOLDERING PARAMETERS

Reflow Condition		Lead-free assembly
Pre Heat	Temperature Max ($T_{s(min)}$)	150°C
	Temperature Max ($T_{s(max)}$)	200°C
	Time (min to max) (t_s)	60 – 180 secs
Average ramp up rate (Liquidus Temp (T_L) to peak)		3°C/second max
$T_{s(max)}$ to T_L - Ramp-up Rate		3°C/second max
Reflow	Temperature (T_L) (Liquidus)	217°C
	Time (min to max) (t_L)	60 – 150 seconds
Peak Temperature (T_p)		260°C
Time within 5°C of actual peak Temperature (t_p)		20 – 40 seconds
Ramp-down Rate		6°C/second max
Time 25°C to peak Temperature (T_p)		8 minutes max.
Do not exceed		260°C

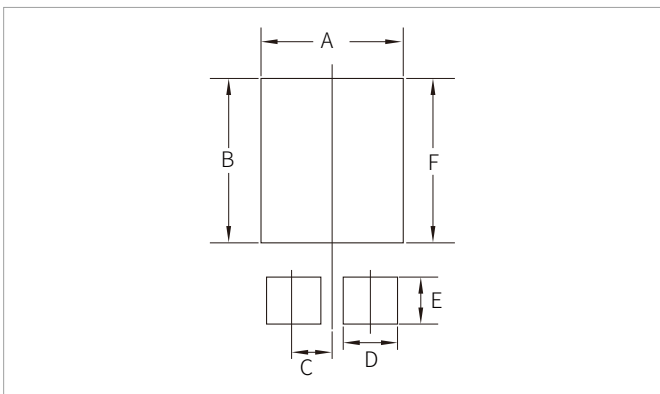


TO-277B PACKAGE INFORMATION



Ref.	Millimeters		Inches	
	Min.	Max.	Min.	Max.
A	4.00	4.60	0.157	0.181
B	6.20	6.80	0.244	0.268
C	5.50	6.00	0.216	0.236
D	0.25	0.40	0.010	0.016
E	1.05	1.35	0.041	0.053
F	3.00	3.50	0.118	0.138
G	1.70	2.00	0.067	0.079
H	4.20	4.50	0.165	0.177
I	3.52Nom		0.139Nom	
J	0.85	1.10	0.033	0.043
K	1.86Nom		0.073Nom	
L	0.80	1.00	0.031	0.039
M	1.10	1.40	0.043	0.055

RECOMMENDED PAD LAYOUT DIMENSIONS



Ref.	Millimeters		Inches	
	Min.	Max.	Min.	Max.
A	3.40	-	0.134	-
B	6.90		0.272	
C	0.95		0.037	
D	1.30	-	0.051	-
E	1.30	-	0.051	-
F	4.60	-	0.181	-

ORDERING INFORMATION

Part Number	Component Package	QTY/Reel	Reel Size
TSP15150L-H	TO-277B	5000PCS	13"

Headquarters

No.3387 Shendu Road
Pujiang I&E Park
Minhang Shanghai China
201000

Hotline

400-021-5756

Web

<https://www.semiware.com>

Sales Center

Tel: 86-21-3463-7458
Email: sales18@semiware.com

Customer Service

Tel: 86-21-5484-1001
Email: sales17@semiware.com

Technical Support

Tel: 86-21-3463-7654
Email: fae01@semiware.com

Complaint & Suggestions

Tel: 86-21-3463-7172
Ext: 8868
Email: cs03@semiware.com

By QR Code

Website



Wechat

To find your local partner within Semiware's global website: www.semiware.com

© 2022 Semiware Semiconductor Inc.

The content of this document has been carefully checked and understood. However, neither Semiware nor its subsidiaries assume any liability whatsoever for any errors or inaccuracies of this document and the consequences thereof. Published specifications are subject to change without notice. Product suitability for any area of application must ultimately be determined by the customer. In all cases, products must never be operated outside their published specifications. Semiware does not guarantee the availability of all published products. This disclaimer shall be governed by substantive Chinese law and resulting disputes shall be settled by the courts at the place of business of Semiware. Latest publications and a complete disclaimer can be downloaded from the Semiware website. All trademarks recognized.