

FEATURES

- | Low Forward Voltage Drop Low Power Losses

- | Low Leakage Current

- | High Efficiency

- | Heatsink Design



TO-277B



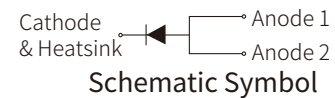
Marking

MECHANICAL DATA

- | Case: TO-277B

- | Molding Compound meets UL 94 V-0 Flammability

- | Moisture Sensitivity: Level 1, per J-STD-020



Schematic Symbol

APPROVALS

RoHS	Compliance with 2011/65/EU
HF	Compliance with IEC61249-2-21:2003

MAXIMUM RATINGS ($T_A=25^{\circ}\text{C}$)

Parameter	Symbol	Value	Unit
Maximum Repetitive Peak Reverse Voltage	V_{RRM}	100	V
Maximum RMS Voltage	V_{RMS}	70	A
Maximum DC Blocking Voltage	V_{DC}	100	A
Maximum Average Forward Rectified Current	$I_{F(AV)}^{1)}$	20	A
	$I_{F(AV)}^{2)}$	10	A
Peak Forward Surge Current, 8.3ms Single Half Sine-wave Superimposed On Rated Load	I_R	300	A
Operating Junction And Storage Temperature Range	T_J, T_{STG}	-55 to 150	$^{\circ}\text{C}$

Note 1: The thermal resistance from junction to ambient, case or mount, on PCB with 30×30mm copper pads, 2 OZ, FR4 PCB.
 2: Mounted on recommended copper pad area free air.

ELECTRICAL CHARACTERISTICS($T_A=25^{\circ}\text{C}$)

Parameter	Test Condition	Symbol	Min.	Max.	Unit
Maximum Instantaneous Forward Voltage	$I_F=20\text{A}, T_A=25^{\circ}\text{C}$			0.65	V
Maximum DC Reverse Current At Rated DC Blocking Voltage	Rated VR	I_R		0.08	mA
				4	
Typical Thermal Resistance ¹⁾	Juntion to Ambient	$R_{\theta JA}$		110	$^{\circ}\text{C}/\text{W}$
	Juntion to Case	$R_{\theta JC}$		65	
	Juntion to Mount	$R_{\theta JM}$		40	

CHARACTERISTIC CURVES

Fig.1 Forward Current Derating Curve

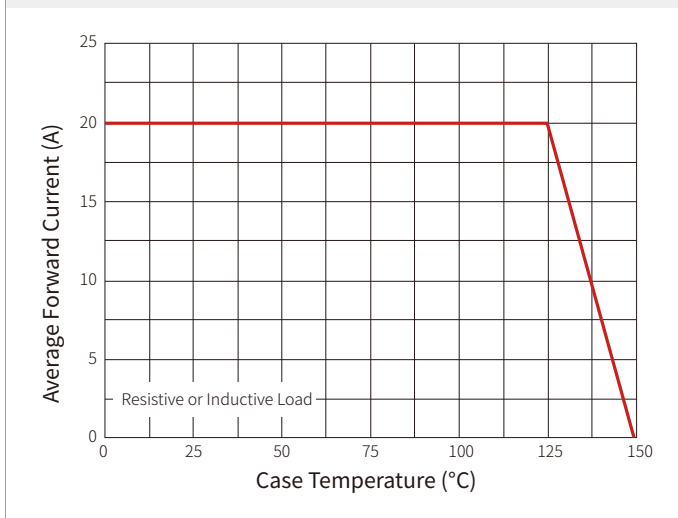


Fig.2 Typical Junction Capacitance

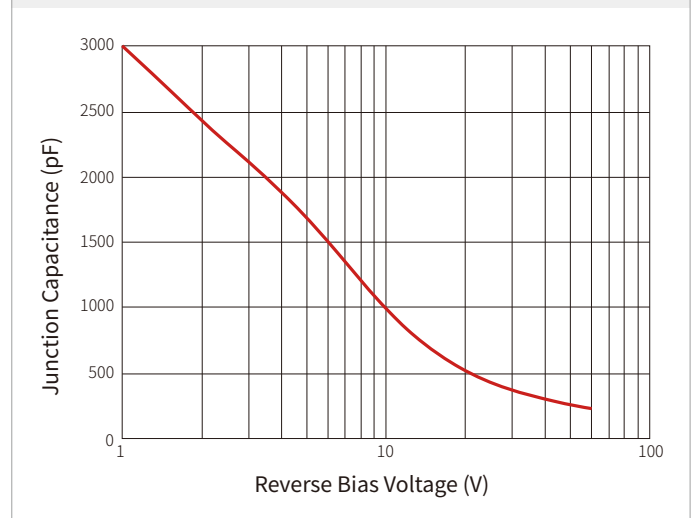
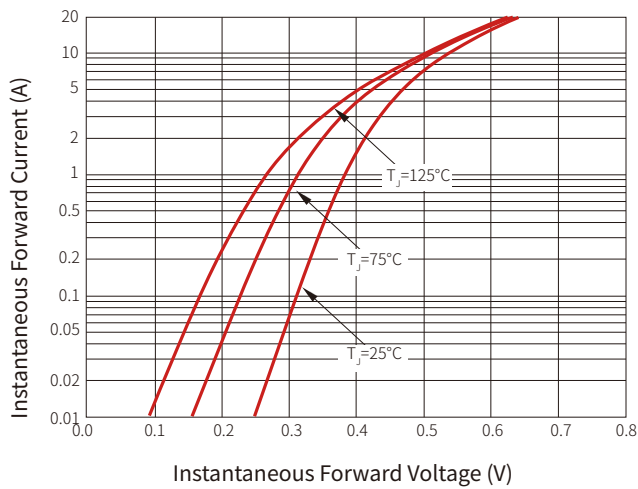
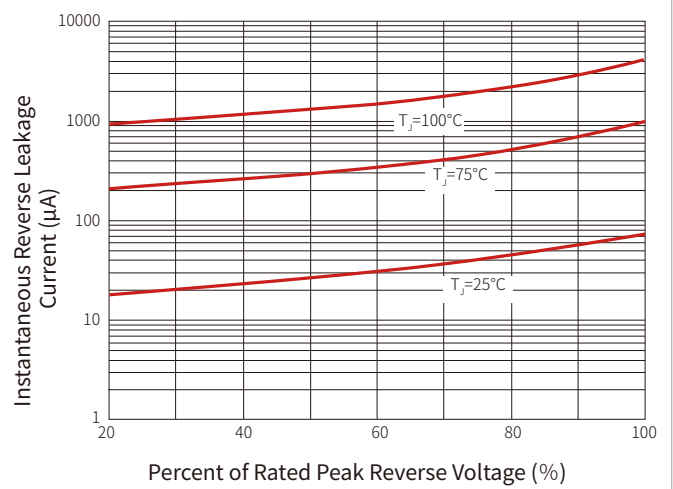
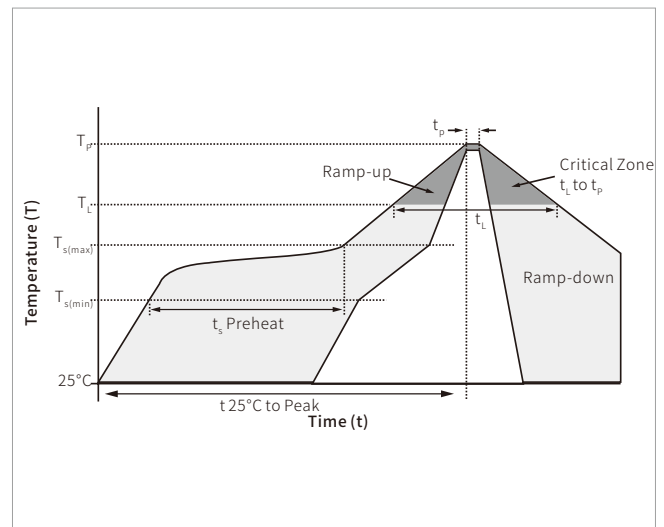


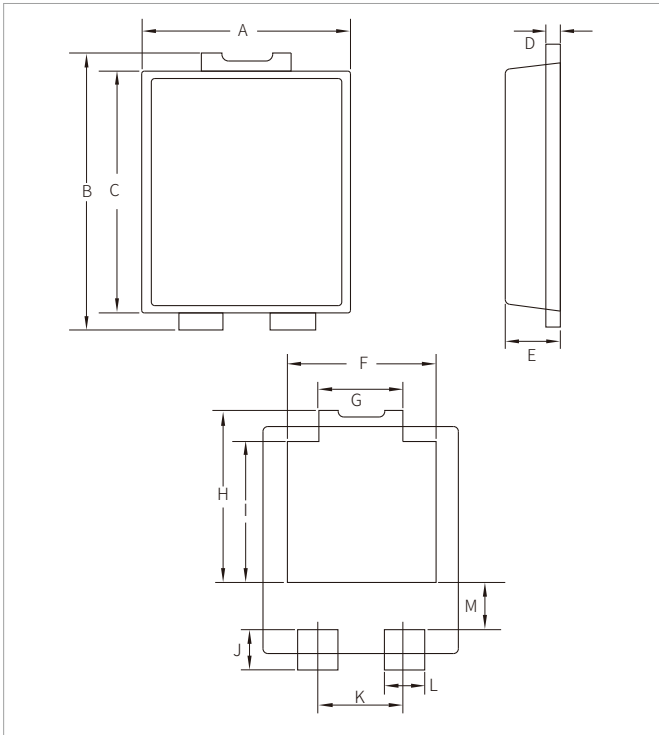
Fig.3 Typical Instantaneous Forward Characteristics

Fig.4 Typical Reverse Leakage Characteristics


SOLDERING PARAMETERS

Reflow Condition		Lead-free assembly
Pre Heat	Temperature Max ($T_{s(min)}$)	150°C
	Temperature Max ($T_{s(max)}$)	200°C
	Time (min to max) (t_s)	60 – 180 secs
Average ramp up rate (Liquidus Temp (T_L) to peak)		3°C/second max
$T_{s(max)}$ to T_L - Ramp-up Rate		3°C/second max
Reflow	Temperature (T_L) (Liquidus)	217°C
	Time (min to max) (t_L)	60 – 150 seconds
Peak Temperature (T_p)		260°C
Time within 5°C of actual peak Temperature (t_p)		20 – 40 seconds
Ramp-down Rate		6°C/second max
Time 25°C to peak Temperature (T_p)		8 minutes max.
Do not exceed		260°C

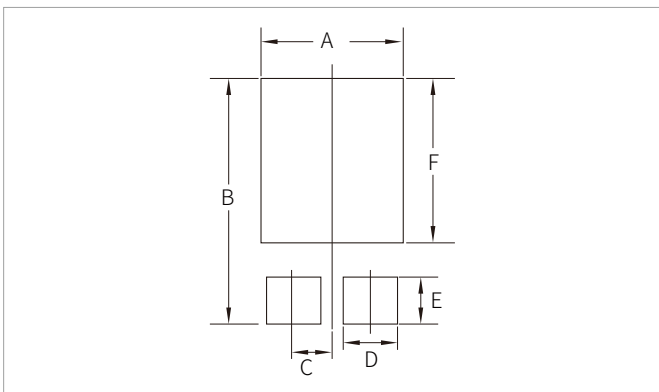


TO-277B PACKAGE INFORMATION



Ref.	Millimeters		Inches	
	Min.	Max.	Min.	Max.
A	4.00	4.60	0.157	0.181
B	6.20	6.80	0.244	0.268
C	5.50	6.00	0.216	0.236
D	0.25	0.40	0.010	0.016
E	1.05	1.35	0.041	0.053
F	3.00	3.50	0.118	0.138
G	1.70	2.00	0.067	0.079
H	4.20	4.50	0.165	0.177
I	3.52Nom		0.139Nom	
J	0.85	1.10	0.033	0.043
K	1.86Nom		0.073Nom	
L	0.80	1.00	0.031	0.039
M	1.10	1.40	0.043	0.055

RECOMMENDED PAD LAYOUT DIMENSIONS



Ref.	Millimeters		Inches	
	Min.	Max.	Min.	Max.
A	3.40	-	0.134	-
B	6.90		0.272	
C	0.95		0.037	
D	1.30	-	0.051	-
E	1.30	-	0.051	-
F	4.60	-	0.181	-

ORDERING INFORMATION

Part Number	Component Package	QTY/Reel	Reel Size
TSP20100L	TO-277B	5000PCS	13"

Headquarters

No.3387 Shendu Road
Pujiang I&E Park
Minhang Shanghai China
201000

Hotline

400-021-5756

Web

<https://www.semiware.com>

Sales Center

Tel: 86-21-3463-7458
Email: sales18@semiware.com

Customer Service

Tel: 86-21-5484-1001
Email: sales17@semiware.com

Technical Support

Tel: 86-21-3463-7654
Email: fae01@semiware.com

Complaint & Suggestions

Tel: 86-21-3463-7172
Ext: 8868
Email: cs03@semiware.com

By QR Code

Website



Wechat

To find your local partner within Semiware's global website: www.semiware.com

© 2022 Semiware Semiconductor Inc.

The content of this document has been carefully checked and understood. However, neither Semiware nor its subsidiaries assume any liability whatsoever for any errors or inaccuracies of this document and the consequences thereof. Published specifications are subject to change without notice. Product suitability for any area of application must ultimately be determined by the customer. In all cases, products must never be operated outside their published specifications. Semiware does not guarantee the availability of all published products. This disclaimer shall be governed by substantive Chinese law and resulting disputes shall be settled by the courts at the place of business of Semiware. Latest publications and a complete disclaimer can be downloaded from the Semiware website. All trademarks recognized.