

## FEATURES

- | The Plastic Package Carries Underwriters Laboratory  
Flammability Classification 94V-0

---

- | Guardring For Overvoltage Protection


---

- | Low Reverse Leakage

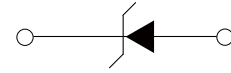
---

- | High Forward Surge Current Capability

---

DO-201



Schematic Symbol

## APPLICATIONS

- | Case : Molded Plastic Body

---

- | Polarity : Polarity Symbol Marking On Body

---

- | Mounting Position : Any

---

## APPROVALS

<b>RoHS</b>	Compliance with 2011/65/EU
<b>HF</b>	Compliance with IEC61249-2-21:2003

## MAXIMUM RATINGS (T<sub>A</sub>=25°C)

Parameter	Symbol	Value	Unit	
Maximum Repetitive Peak Reverse Voltage	V <sub>RRM</sub>	100	V	
Maximum RMS Voltage	V <sub>R(RMS)</sub>	70	V	
Maximum DC Blocking Voltage	V <sub>DC</sub>	100	V	
Maximum Average Forward Rectified Current	I <sub>F(AV)</sub>	5.0	A	
Non-repetitive Peak Forward Surge Current 8.3ms Singlehalf Sine-Wave	I <sub>FSM</sub>	125	A	
Maximum Forward Voltage @I <sub>F</sub> =5.0A	V <sub>F</sub>	0.65	V	
Typical Thermal Resistance (Note 1)	R <sub>θJA</sub>	54	°C/W	
Maximum Reverse Current @V <sub>DC</sub>	I <sub>R</sub>	T <sub>A</sub> =25°C	0.1	mA
		T <sub>A</sub> =100°C	10	mA
Type Junction Capacitance V <sub>r</sub> =4.0V,f=1MHz	C <sub>J</sub>	320	pF	
Operating Junction Temperature	T <sub>J</sub>	-55 to +125	°C	
Storage Temperature Range	T <sub>STG</sub>	-55 to +150	°C	

Note:1) Thermal resistance from junction to ambient at 0.375" (9.5 mm) lead length, PCB mounted.

# CHARACTERISTIC CURVES

Fig. 1- Typical Forward Characteristic

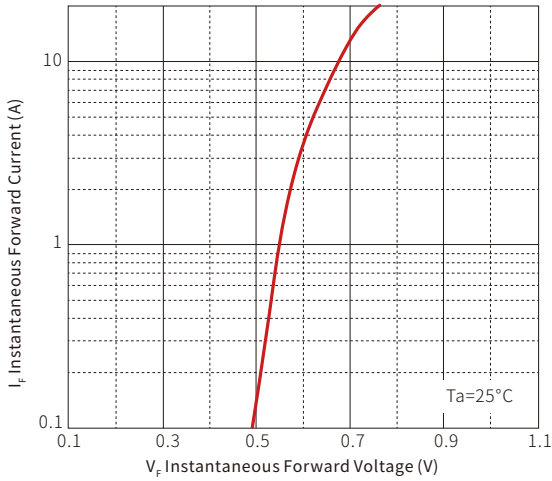


Fig. 2-Forward Current Derating Curve

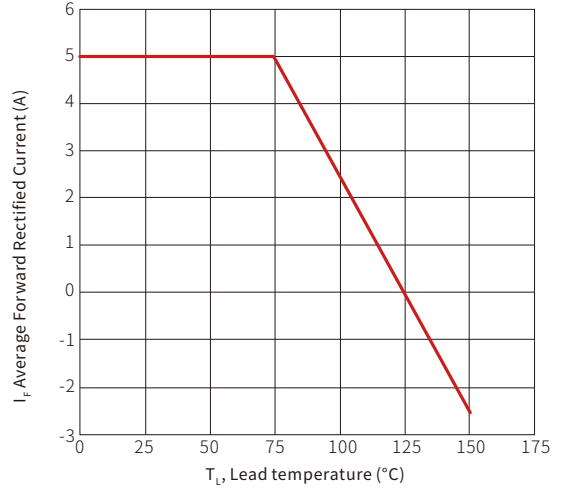


Fig. 3-Maximum Non Repetitive Peak Forward Surge Current

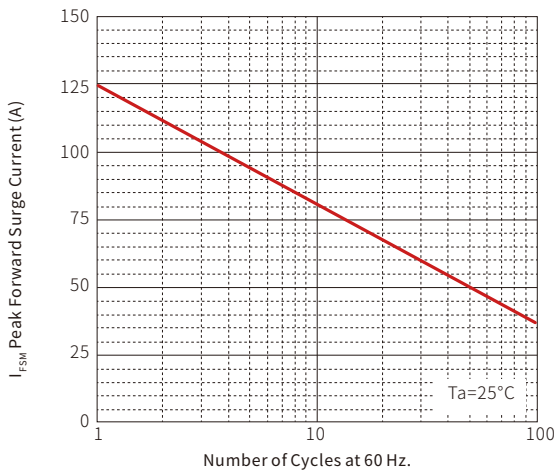
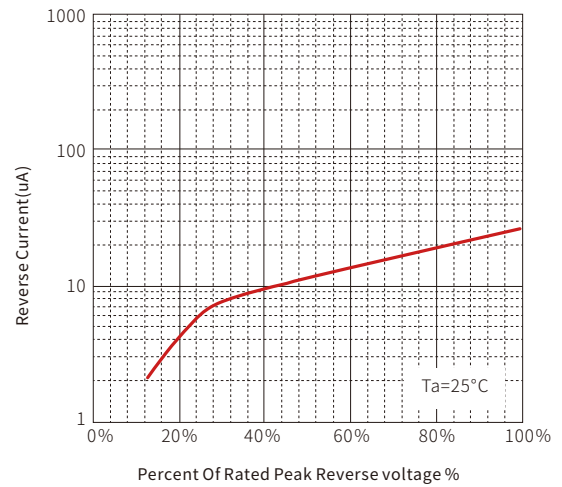
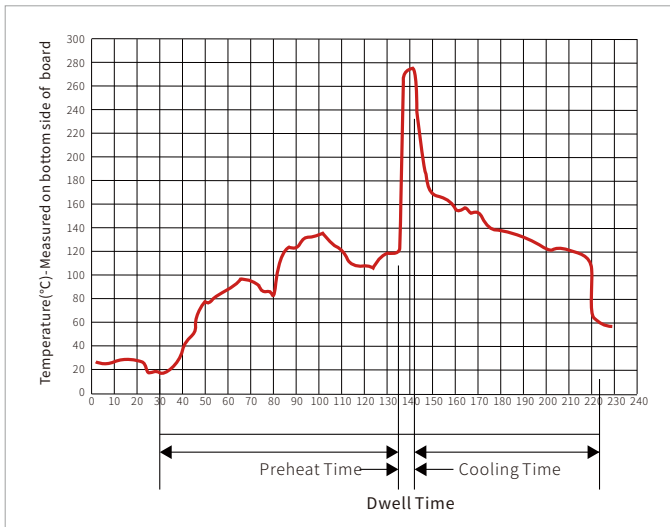


Fig. 4-Typical Reverse Characteristics

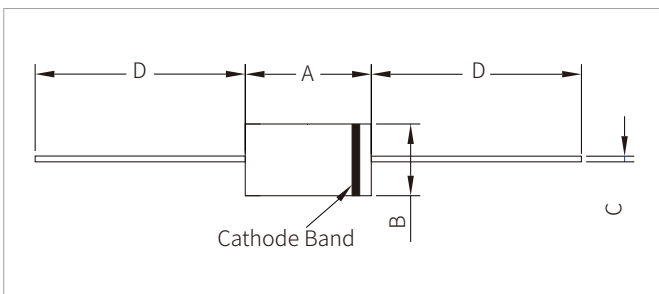


## WAVE SOLDERING



Wave Parameter		Lead-free assembly
Pre Heat	Temperature Min	100°C
	Temperature Max	150°C
	Time(min to max)	60 – 180 secs
Solder pot Temperature		280°C Max
Solder Dwell Time		2-5 seconds

## DO-201 PACKAGE INFORMATION



Ref.	Millimeters		Inches	
	Min.	Max.	Min.	Max.
A	8.50	9.50	0.335	0.375
B	4.80	5.60	0.189	0.220
C	1.10	1.45	0.043	0.057
D	24.00	-	0.945	-

## ORDERING INFORMATION

Part Number	Marking	Component Package	Per Carton	Description
TSR5100L	TSR5100L	DO-201	1250pcs	Reel

**Headquarters**

No.3387 Shendu Road  
Pujiang I&E Park  
Minhang Shanghai China  
201000

**Hotline**

400-021-5756

**Web**

[Https://www.semiware.com](https://www.semiware.com)

**Sales Center**

Tel: 86-21-3463-7458  
Email: [sales18@semiware.com](mailto:sales18@semiware.com)

**Customer Service**

Tel: 86-21-5484-1001  
Email: [sales17@semiware.com](mailto:sales17@semiware.com)

**Technical Support**

Tel: 86-21-3463-7654  
Email: [fae01@semiware.com](mailto:fae01@semiware.com)

**Complaint & Suggestions**

Tel: 86-21-3463-7172  
Ext: 8868  
Email: [cs03@semiware.com](mailto:cs03@semiware.com)

**By QR Code**

Website



Wechat

To find your local partner within Semiware' s global website: [www.semiware.com](http://www.semiware.com)

© 2022 Semiware Semiconductor Inc.

The content of this document has been carefully checked and understood. However, neither Semiware nor its subsidiaries assume any liability whatsoever for any errors or inaccuracies of this document and the consequences thereof. Published specifications are subject to change without notice. Product suitability for any area of application must ultimately be determined by the customer. In all cases, products must never be operated outside their published specifications. Semiware does not guarantee the availability of all published products. This disclaimer shall be governed by substantive Chinese law and resulting disputes shall be settled by the courts at the place of business of Semiware. Latest publications and a complete disclaimer can be downloaded from the Semiware website. All trademarks recognized.