

FEATURES

- | Excellent capability of absorbing transient surge
- | Quick response to surge voltage
- | Eliminates over voltage caused by fast rising transients
- | Solid-state silicon technology, non degenera



DO-15



Schematic Symbol

APPLICATIONS

- | Audio/Video line
- | Network and telecom
- | Data lines and security systems
- | Serial ports

APPROVALS

RoHS	Compliance with 2011/65/EU
HF	Compliance with IEC61249-2-21:2003

ELECTRICAL CHARACTERISTICS

Part Number	Marking	V_{DRM}	V_S	V_T	I_{DRM}	I_S	I_T	I_H	C_o
		Min. (V)	Max. (V)	Max. (V)	Max. (μ A)	mA	Max. (A)	Min. (mA)	Typ.(pF)
P0060LA	P006LA	6	15	4	5	800	2.2	40	50
P0080LA	P008LA	6	25	4	5	800	2.2	40	50
P0150LA	P015LA	15	25	4	5	800	2.2	40	50
P0300LA	P03LA	25	40	4	5	800	2.2	40	70
P0640LA	P06LA	58	77	4	5	800	2.2	120	50
P0720LA	P07LA	65	88	4	5	800	2.2	120	50
P0900LA	P09LA	75	98	4	5	800	2.2	120	45
P1100LA	P11LA	90	130	4	5	800	2.2	120	45
P1300LA	P13LA	120	160	4	5	800	2.2	120	45
P1500LA	P15LA	140	180	4	5	800	2.2	120	40
P1800LA	P18LA	170	220	4	5	800	2.2	120	40
P2300LA	P23LA	190	260	4	5	800	2.2	120	35
P2600LA	P26LA	220	300	4	5	800	2.2	120	35
P3100LA	P31LA	275	350	4	5	800	2.2	120	30
P3500LA	P35LA	320	400	4	5	800	2.2	120	30
P4200LA	P42LA	390	500	4	5	800	2.2	\leq 50	70

SURGE RATINGS

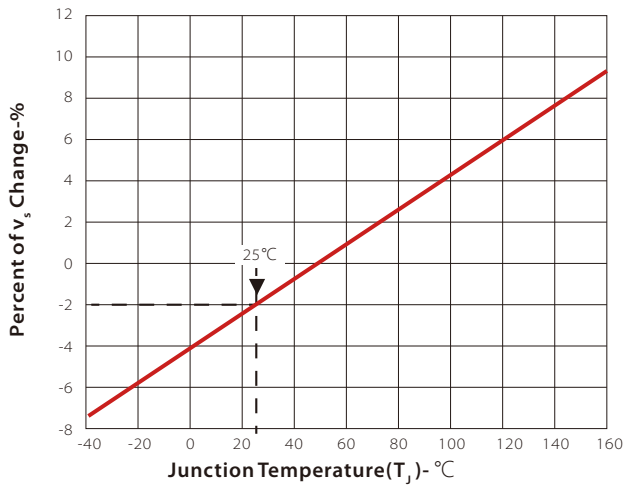
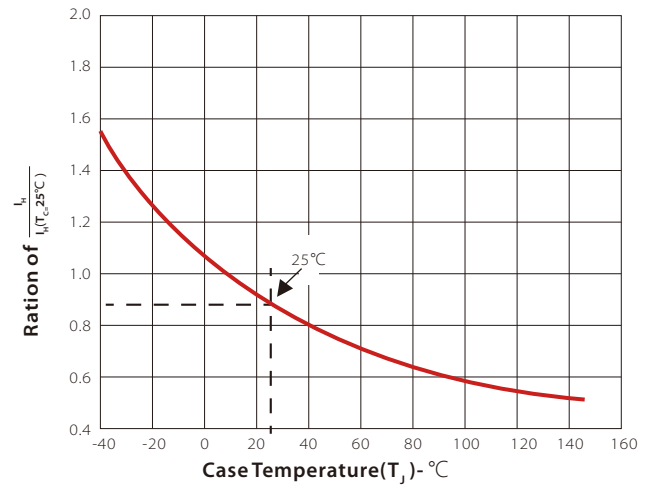
Part Number	I_{PP} 2x10us	I_{PP} 8x20us	I_{PP} 10x560us	I_{PP} 10x1000us	V_{PP} 10x700us	I_{TSM} 60Hz	d_i/d_t
	(A)	(A)	(A)	(A)	(V)	(A)	(A/us)
P0060LA Thru P4200LA	150	150	50	45	3000	20	500

THERMAL CONSIDERATIONS

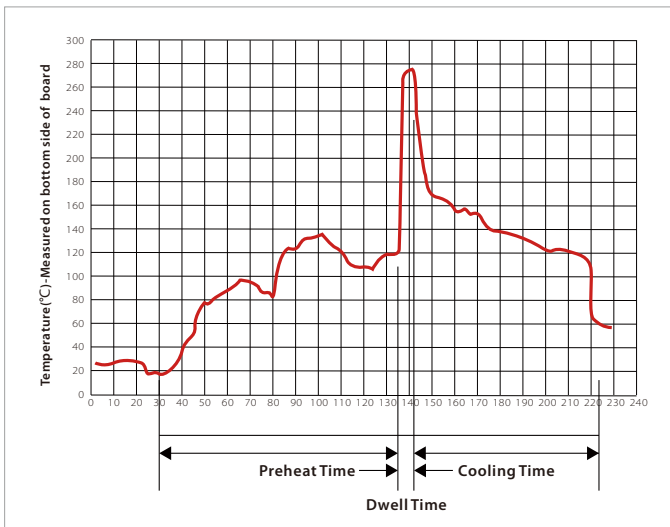
Symbol	Parameter	Value	Unit
$R_{\theta JA}$	Junction to Ambient on printed circuit	70	$^{\circ}C/W$
T_J	Operating Junction Temperature	-40 to +150	$^{\circ}C$
T_{STG}	Storage Temperature Range	-40 to +150	$^{\circ}C$

RATINGS AND CHARACTERISTIC CURVES ($T_A=25^{\circ}C$)



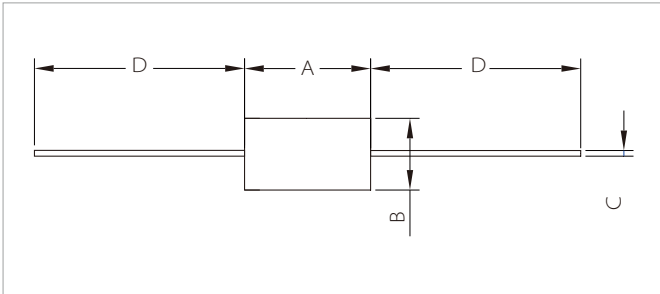
Normalized VSChange vs. Junction Temperature

Normalized DC Holding Current vs. Case Temperature


WAVE SOLDERING



Wave Parameter		Lead-free assembly
Pre Heat	Temperature Min	100°C
	Temperature Max	150°C
	Time(min to max)	60 – 180 secs
Solder pot Temperature		280°C Max
Solder Dwell Time		2-5 seconds

DO-15 PACKAGE INFORMATION



Ref.	Millimeters		Inches	
	Min.	Max.	Min.	Max.
A	5.80	7.60	0.230	0.300
B	2.60	3.60	0.104	0.140
C	0.70	0.90	0.026	0.034
D	25.40	-	1.000	-

ORDERING INFORMATION

Part Number	Component Package	QTY/Box	QTY/Reel	Reel Size
PxxxxLA	DO-15	2000pcs	4000pcs	13"

Headquarters

No.3387 Shendu Road Pujiang
I&E Park
Minhang Shanghai China
201000

Hotline

400-021-5756

Web

<https://www.semiware.com>

Sales Center

Tel: 86-21-3463-7458
Email: sales18@semiware.com

Customer Service


Tel: 86-21-5484-1001
Email: sales17@semiware.com

Technical Support

Tel: 86-21-3463-7654
Email: fae01@semiware.com

Complaint & Suggestions

Tel: 86-21-3463-7172
Ext: 8868
Email: cs03@semiware.com

By QR Code

Website



Wechat

To find your local partner within Semiware's global network: www.semiware.com

© 2022 Semiware Semiconductor Inc.

The content of this document has been carefully checked and understood. However, neither Semiware nor its subsidiaries assume any liability whatsoever for any errors or inaccuracies of this document and the consequences thereof. Published specifications are subject to change without notice. Product suitability for any area of application must ultimately be determined by the customer. In all cases, products must never be operated outside their published specifications. Semiware does not guarantee the availability of all published products. This disclaimer shall be governed by substantive Chinese law and resulting disputes shall be settled by the courts at the place of business of Semiware. Latest publications and a complete disclaimer can be downloaded from the Semiware website. All trademarks recognized.