


FEATURES

- | Glass passivated junction chip
- | Low reverse leakage
- | High forward surge current capability



DO-214AB(SMC)



Schematic Symbol

MECHANICAL DATA

- | Case : Molded plastic body
- | Polarity : Polarity symbol marking on body
- | Mounting Position : Any

APPROVALS

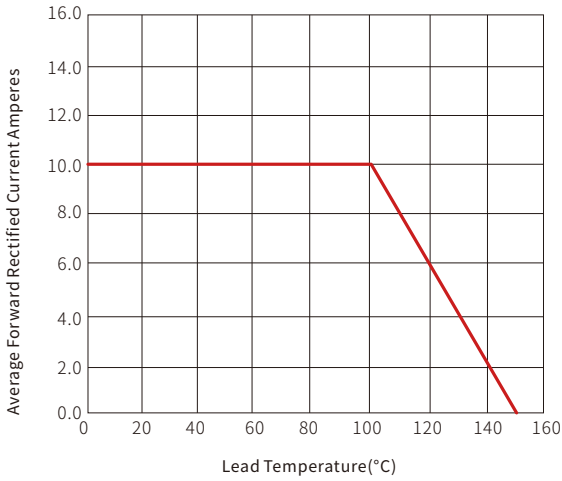
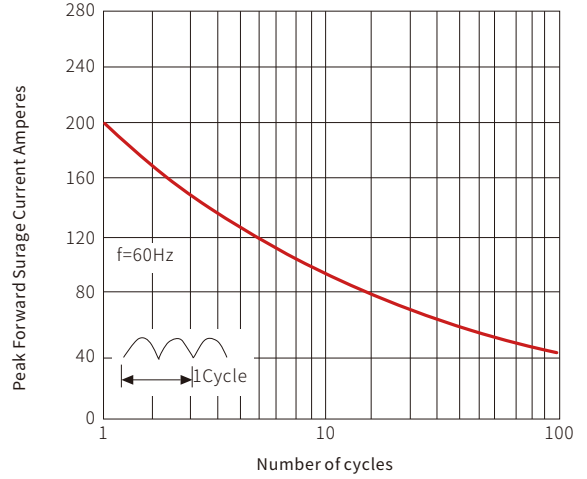
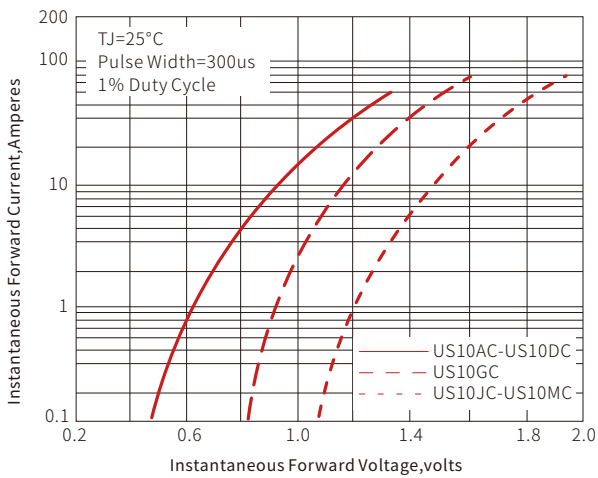
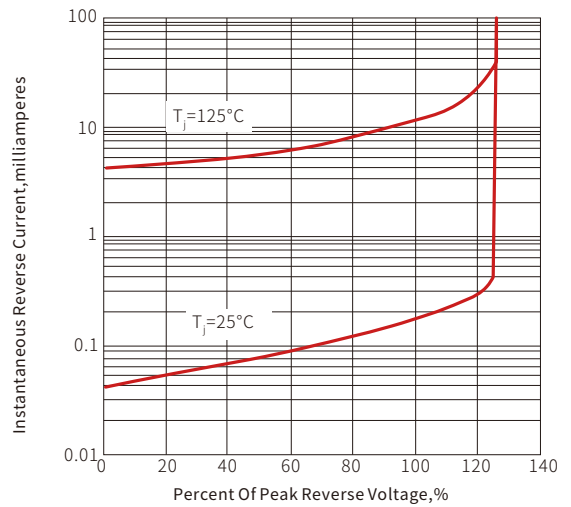
RoHS	Compliance with 2011/65/EU
HF	Compliance with IEC61249-2-21:2003

MAXIMUM RATINGS AND CHARACTERISTICS (T_A=25°C)

Parameter	Symbol	US10AC	US10BC	US10DC	US10GC	US10JC	US10KC	US10MC	Unit	
Marking		US10A	US10B	US10D	US10G	US10J	US10K	US10M		
Maximum repetitive peak reverse voltage	V _{RRM}	50	100	200	400	600	800	1000	V	
Maximum RMS voltage	V _{RMS}	35	70	140	280	420	560	700		
Maximum DC blocking voltage	V _{DC}	50	100	200	400	600	800	1000		
Maximum average forward rectified current at T _L =100°C	I _{F(AV)}	10.0							A	
Surge peak forward current,8.3ms single half sine-wave superimposed on rated load per diode	I _{FSM}	200.0								
Maximum instantaneous forward voltage at 10.0A	V _F	1.0			1.4	1.7			V	
Maximum reverse current @rated V _R	T _J =25°C	2.0							μA	
	T _J =125°C	200								
Maximum reverse recovery time(Note 1)	T _{rr}	50				75				ns
Typical junction capacitance (Note2)	C _J	89.0							pF	
Typical thermal resistance	R _{θJ-A}	47.0							°C/W	
Operating junction and storage temperature range	T _J ,T _{STG}	-55 to +150							°C	

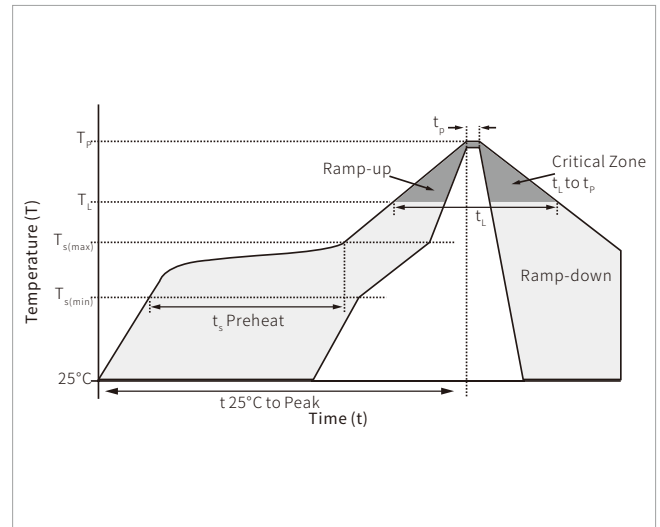
Note 1: Reverse recovery time test condition: IF=0.5A IR=1.0A I_{rr}=0.25A
 2: Measured at 1MHz and applied reverse voltage of 4.0V D.C

CHARACTERISTIC CURVES

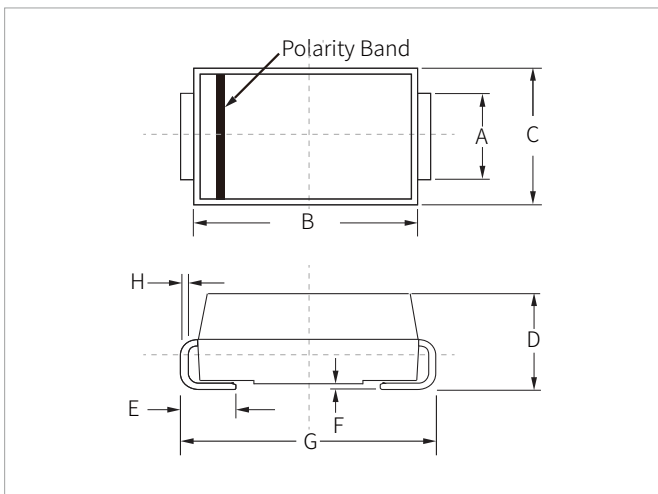
Fig. 1- Derating Curve Output Rectified Current

Fig. 2-Maximum Non-Repetitive Peak Forward Surge Current Perleg

Fig. 3-Typical Forward Voltage Characteristics

Fig. 4-Typical Reverse Leakage Characteristics


SOLDERING PARAMETERS

Reflow Condition		Lead-free assembly
Pre Heat	Temperature Max ($T_{s(min)}$)	150°C
	Temperature Max ($T_{s(max)}$)	200°C
	Time (min to max) (t_s)	60 – 180 secs
Average ramp up rate (Liquidus Temp (T_L) to peak		3°C/second max
$T_{s(max)}$ to T_L - Ramp-up Rate		3°C/second max
Reflow	Temperature (T_L) (Liquidus)	217°C
	Time (min to max) (t_L)	60 – 150 seconds
Peak Temperature (T_p)		260°C
Time within 5°C of actual peak Temperature (t_p)		20 – 40 seconds
Ramp-down Rate		6°C/second max
Time 25°C to peak Temperature (T_p)		8 minutes max.
Do not exceed		260°C

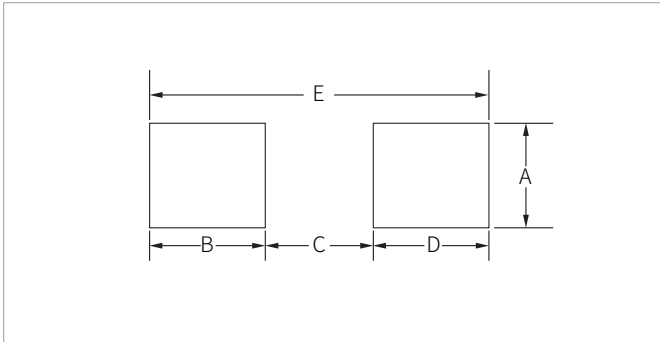


DO-214AB(SMC) PACKAGE INFORMATION



Ref.	Millimeters		Inches	
	Min.	Max.	Min.	Max.
A	2.80	3.20	0.110	0.126
B	6.60	7.20	0.260	0.283
C	5.70	6.10	0.224	0.240
D	2.15	2.75	0.085	0.108
E	1.00	1.60	0.039	0.063
F	0.02	0.20	0.000	0.008
G	7.60	8.00	0.299	0.315
H	0.15	0.30	0.006	0.012

RECOMMENDED PAD LAYOUT DIMENSIONS



Ref.	Millimeters		Inches	
	Min.	Max.	Min.	Max.
A	3.30	-	0.129	-
B	2.40	-	0.094	-
C	-	4.20	-	0.165
D	2.40	-	0.094	-
E	8.20REF		0.323REF	

ORDERING INFORMATION

Part Number	Component Package	QTY/Reel	Reel Size
US10AC-US10MC	DO-214AB(SMC)	3000PCS	13"

Headquarters

No.3387 Shendu Road
Pujiang I&E Park
Minhang Shanghai China
201000

Hotline

400-021-5756

Web

<https://www.semiware.com>

Sales Center

Tel: 86-21-3463-7458
Email: sales18@semiware.com

Customer Service

Tel: 86-21-5484-1001
Email: sales17@semiware.com

Technical Support

Tel: 86-21-3463-7654
Email: fae01@semiware.com

Complaint & Suggestions

Tel: 86-21-3463-7172
Ext: 8868
Email: cs03@semiware.com

By QR Code

Website



Wechat

To find your local partner within Semiware's global website: www.semiware.com

© 2022 Semiware Semiconductor Inc.

The content of this document has been carefully checked and understood. However, neither Semiware nor its subsidiaries assume any liability whatsoever for any errors or inaccuracies of this document and the consequences thereof. Published specifications are subject to change without notice. Product suitability for any area of application must ultimately be determined by the customer. In all cases, products must never be operated outside their published specifications. Semiware does not guarantee the availability of all published products. This disclaimer shall be governed by substantive Chinese law and resulting disputes shall be settled by the courts at the place of business of Semiware. Latest publications and a complete disclaimer can be downloaded from the Semiware website. All trademarks recognized.